



# PRODUCT CATALOG

MI/DJ

PAGE 2



# PRODUCT CATALOG PRO

PAGE 202



# TABLE OF **CONTENTS**

CONTROLLERS .....	4
LED MOVING HEADS .....	12
PIXEL MAPPING .....	40
THEATRE SPOTLIGHTS .....	44
LED STANDARD PAR CANS.....	56
LED FLAT PARS .....	66
LED STUDIO PARS .....	78
LED OUTDOOR FIXTURES .....	102
LED BARS .....	106
LASERS.....	112
LED STROBES, BLINDERS & WASHERS .....	120
LED LIGHT EFFECTS.....	130
LED SCANNERS .....	150
LED LIGHT SETS .....	158
FOG MACHINES .....	174
ACCESSORIES .....	182
LASER ACCESSORIES.....	192
ICON LEGENDS.....	196
REGISTER.....	198



 **cameo**  
colours of light  
**dvc**

**DMX512**  
pin 1 ground  
pin 2 data-  
pin 3 data+

**Intelligent  
DMX  
interface**

# CONTROLLERS

Cameo offers a selection of hardware and software for convenient remote control of DMX fixtures and intelligent lighting systems in live and installed applications.

Our **DVC USB-to-DMX interface** and the **free software package for Windows and macOS** provide a fully featured solution that turns your computer into a customizable controller to create light shows with real-time visualization and live editing. Pre-programmed shows can be stored and run directly from the DMX interface in standalone Mode. Compact, easily portable and intuitive to operate Cameo lighting desks are perfect for DJs, clubs, bars and small to medium lighting rigs. **The 54-Channel Control 54** handles up to nine fixtures or fixture groups and comes with direct access buttons for a variety of colours, functions and Modes while the entry level **Control 6 features** six Channel Faders and an overall master. For hands-free operation the range includes a rugged 4-switch foot controller with bright LED indicators.



NEW

# DVC

## 512-CHANNEL USB TO DMX INTERFACE AND CONTROL SOFTWARE PACKAGE

### FEATURES

- ▶ Integrated flash memory for 256 DMX Channels in Standalone Mode
- ▶ User friendly, intuitive Cameo DMX lighting software by Daslight running for Windows and Mac OSX available to download free
- ▶ Internet connection required for hardware registration and software activation
- ▶ Audio analyser and MIDI clock for synchronising lightshow and music speed
- ▶ Compatible with Light Raider app on Android devices via USB (free 30-day trial version available for download)
- ▶ Over 15,000 device libraries and a built-in ScanLibrary editor for creating and editing your own device profiles
- ▶ Powerful XEEL engine for hundreds of impressive pixel and video effects and movements for moving heads and scanners
- ▶ Touchscreen control plus remote control of essential features via iOS and Android smartphones and tablets or MIDI controller
- ▶ Real-time programming and 3D visualisation of lightshow
- ▶ USB interface with 512 DMX channels in live mode
- ▶ Standalone mode upgradable to 512 DMX channels



### SPECIFICATIONS

Product Number:	CLDVC
Product Type:	USB To DMX Interface
Live Channels:	512
Standalone Channels:	256
Software Mode:	Full Cameo D 4 / Full Daslight DVC 4
Inputs:	Mini USB
Outputs:	XLR 3-Pin Female
Memory:	64 K

Dry Contact Ports:	8
Operating Voltage:	5 V USB
Width:	78 mm
Height:	27 mm
Depth:	88 mm
Accessories (included):	USB to Mini USB cable
Weight:	0.193 kg

Featuring

LG Chem

WIRELESS SOLUTION  
MADE IN SWEDEN



# iDMX<sup>®</sup> CORE

## WiFi TO W-DMX<sup>™</sup> CONVERTER



### FEATURES

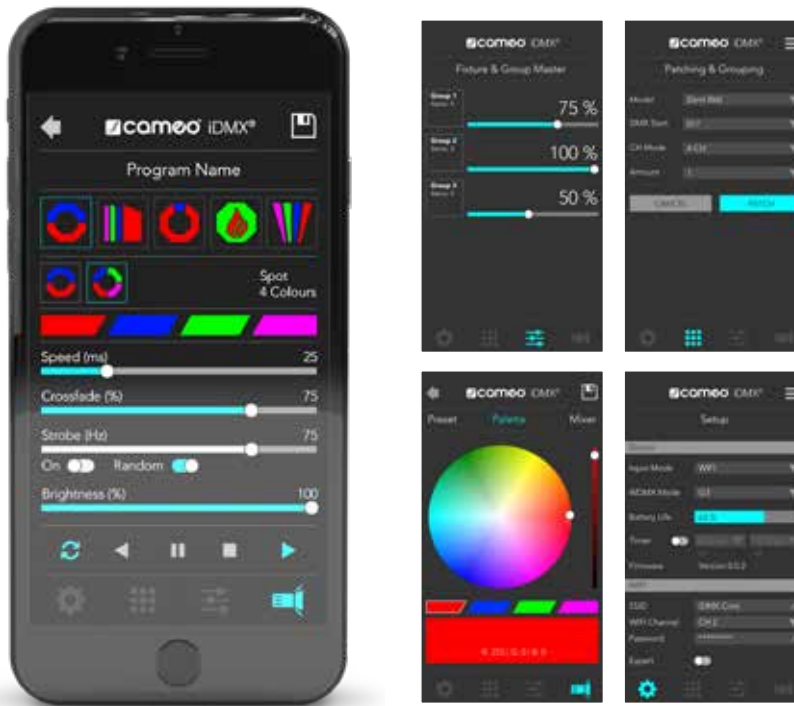
- ▶ Battery-powered WiFi To W-DMX<sup>™</sup> converter
- ▶ Designed for operation with the Cameo iDMX<sup>®</sup> controller app
- ▶ WiFi receiver for iOS and Android devices
- ▶ 2.4 GHz W-DMX<sup>™</sup> transmitter with up to 300 m operating range
- ▶ DMX inputs for use with hardware controllers
- ▶ DMX outputs for controlling standard DMX lights with Cameo's iDMX<sup>®</sup> controller app
- ▶ Long-life LG Chem Lithium-Ion Battery for reliable operation
- ▶ Battery management system prevents overcharging and exhaustive discharge
- ▶ Power adapter charger, bag and DMX Y-cables for 3-pin and 5-pin included

### SPECIFICATIONS

Product Number:	CLIDMXCORE
Product Type:	WiFi to W-DMX <sup>™</sup> Connector Box
Range Of W-DMX <sup>™</sup> :	Up To 300 m
Range Of WiFi:	Up To 15 m
Radio Frequency:	2,4 GHz
DMX Input / Output:	3-Pin / 5-Pin
Controls:	On/Off, Reset
Indicators:	Control LEDs
Battery Capacity:	24 Wh
Charging Time:	4 Hours / 100%

Battery Operation Time At Maximum Load:	Up to 9 Hours
Housing Material:	Aluminium
Cabinet Colour:	Black
Protection Class IP:	20
Cooling:	Convection
Max. Ambient Temperature:	-15°C – 45°C
Dimensions (W x H x D):	85 x 25 x 170.5 mm (including antennas)
Weight:	0.8 kg





## iDMX<sup>®</sup> APP

### iDMX<sup>®</sup> CONTROLLER APP



### FEATURES

- ▶ Free App for iOS and Android
- ▶ Easy control of up to 512 DMX channels
- ▶ Customised user interface for all RGB, RGBW, RGBA, RGBWA, RGB UV, RGBWA UV fixtures
- ▶ Group lights freely to control separate zones
- ▶ Effect generator for creative light shows and varied colour schemes
- ▶ Operate up to eight effects in parallel
- ▶ Share program setups and effects
- ▶ Create and edit your own light shows
- ▶ Timer function
- ▶ WiFi password protection

The Apple® Logo is a trademark of Apple Inc. Android™ is a trademark of Google Inc.



# CONTROL 54

## 54-CHANNEL DMX CONTROLLER

- ▶ 54-Channel DMX controller
- ▶ For up to 9 fixtures or fixture groups
- ▶ Compatible with all RGB, RGBW, RGBWA and RGBWA+UV fixtures
- ▶ 6 smooth faders for Red, Green, Blue, White, Amber and UV intensity control
- ▶ 9 colour presets with direct-access buttons
- ▶ Direct access to Auto or Manual Modes, Blackout, Colour Jump, Colour Fade, Strobe and Sound Activation with sensitivity control
- ▶ Powered by included adapter or 9 V battery
- ▶ Ideal for DJs, nightclubs, lounges, bars etc.

## SPECIFICATIONS

Product Number:	
Product Type:	DMX Mixers
Number Of DMX Channels	54
Control:	USITT DMX 512 Protocol
Features:	Auto Mode, Blackout, Colour Jump, Colour Macros, Manual Control, Stroboscope, Colour Fade, Music Control
DMX Output:	XLR 3-Pin Female
Controls:	22 Control Buttons, 6x Channel Faders, Controller For Microphone Sensitivity, On / Off Switch

Indicators:	LC Display
Operating Voltage:	External Power Supply, 9 V Block, 9 - 12 V DC
Colour:	Grey
Material:	Metal
Width:	316 mm
Height:	63 mm
Depth:	140 mm
Accessories (included):	9 V Block, Power Supply
Weight:	1.5 kg



## CONTROL 6

### 6-CHANNEL DMX CONTROLLER

- ▶ 6-Channel DMX controller
- ▶ Battery operation possible
- ▶ External Power Supply included
- ▶ Rugged metal housing



## SPECIFICATIONS

Product Number:	CLCONTROL6
Product Type:	DMX Mixers
Number Of DMX Channels:	6
DMX Output:	XLR 3-Pin Female
Controls:	Master Fader, 6x Channel Faders
Indicators:	Power LED

Operating Voltage:	9 V Block, External Power Supply, 9 - 12 V DC
Width:	167 mm
Height:	56 mm
Depth:	134 mm
Accessories (Included):	9 V Block, Power Supply, AC Adapter
Weight:	1 kg



# LED MOVING HEADS

The LED moving head is a multifunctional headlight which can be freely adjusted. If you need a headlight that can be shifted around every axis and has an integrated colour changing system – here it is. It is also equipped with a variety of gobos to project creative patterns. Whatever amount of light is needed, with an LED moving head the light emission can be adjusted with a shutter or dimmer. Shine a light at discotheques, concerts, TV productions, theatres, or fashion events – the LED moving head can be used virtually everywhere where professional lighting is used.



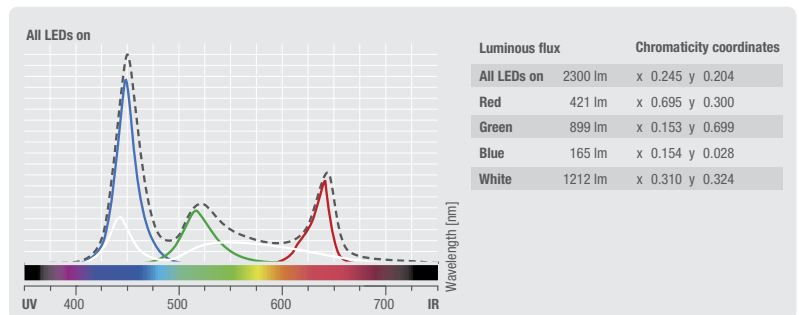
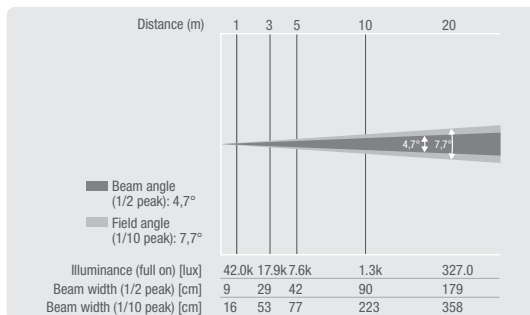
## AURO® BAR 100

7 x 15 W RGBW LED MOVING BAR

### FEATURES

- ▶ LED moving bar with infinite pan and tilt
- ▶ Two high-speed 3-phase motors
- ▶ 16-bit resolution and 3,600 Hz refresh rate
- ▶ 7 powerful 15 watt quad LEDs
- ▶ Rich RGBW colours, subtle pastel shades, 3 natural whites
- ▶ 4 DMX modes, RDM capability and ArtNET compatible
- ▶ Ethernet switch with FDT bridging (failsafe data transfer)
- ▶ Automatic positioning and colour temperature correction
- ▶ Single pixel control
- ▶ 20 Hz strobe and 4 dimming curves
- ▶ 3- and 5-Pin DMX, Neutrik powerCON and RJ45 connectors
- ▶ Battery-powered 6-button display for offline setting


### PHOTOMETRICAL DATA



### SPECIFICATIONS

Product Number:	CLABAR100
Product Type:	LED Moving Light
Colour Range:	RGBW
Number Of LEDs:	7
LED Type:	15 W
Refresh Rate:	3,600 Hz
Dispersion:	4,7°, 7,7°
DMX Input / Output:	RJ45 Ethernet In / Out (ArtNET), XLR 3-Pin Male, XLR 3-Pin Female, XLR 5-Pin Male, XLR 5-Pin Female
DMX Mode:	9, 19, 29, 39-Channel
DMX Functions:	Auto Programs, Colour Macro, Colour Temperature Correction, Dimmer, Dimmer Curve, Pan/Tilt, Pan/Tilt Fine, Patterns, RGBW, Strobe
Pan Movement:	Unlimited
Tilt Movement:	Unlimited

High Speed Strobe:	0 - 20Hz
Standalone Modes:	Auto Run
Controls:	-, +, Battery Display, Enter, Mode, Value Up / Down
Indicators:	Colour LC Display
Power Supply:	100 V AC - 240 V AC, 50 - 60 Hz
Power Consumption:	140 W
Power Connector:	Neutrik powerCON IN/OUT
Housing Material:	ABS Plastic, Metal
Housing Colour:	Black
Cooling:	Convection
Illuminance:	42,000 lx @ 1 m
Luminous Flux:	2,300 lm
Dimensions (W x H x D):	570 x 260 x 195 mm
Weight:	9.5 kg





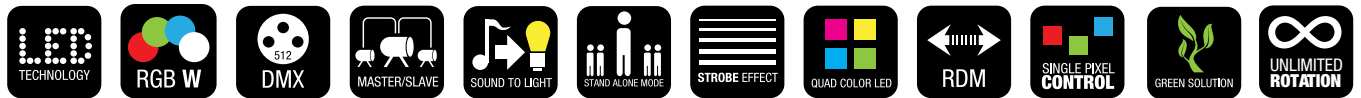
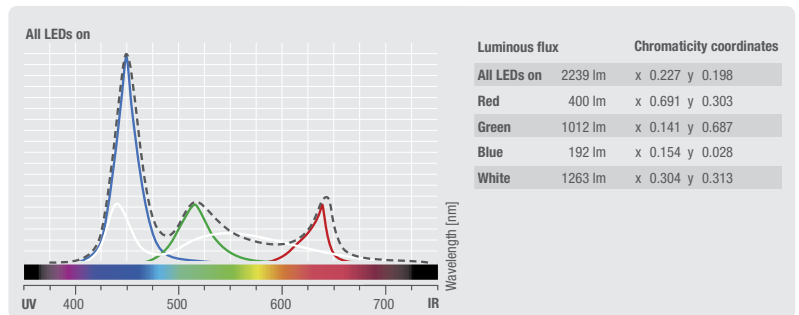
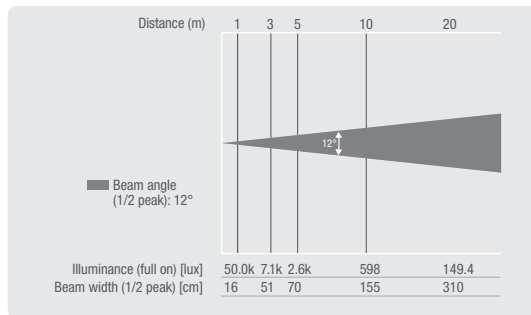
## AURO® BEAM 150

### 7 x 15 W RGBW LED BEAM MOVING HEAD

#### FEATURES

- ▶ 7 x high power 15 W RGBW LEDs
- ▶ RGBW spectrum for saturated primary colours, subtle pastel shades and natural shades of white
- ▶ Single pixel control for effective pixel mapping effects
- ▶ 2 high-speed engines for precise, high-speed and unlimited Pan and Tilt Movements
- ▶ Effective automated operating modes
- ▶ Programmable standalone scenes
- ▶ Professional 3- and 5-Pin DMX sockets and Neutrik powerCON mains connector
- ▶ With a 3,600 Hz refresh rate, it is ideal for TV and video applications


#### PHOTOMETRICAL DATA



#### SPECIFICATIONS

Product Number:	CLABEAM150
Product Type:	LED Moving Lights
Colour Range:	RGBW
Number Of LEDs:	7
LED Type:	15 W
Refresh Rate:	3,600 Hz
Dispersion:	12°
DMX Input / Output:	XLR 3-Pin Male / Female, XLR 5-Pin Male / Female
DMX Mode:	5, 11, 19, 41-Channel
DMX Functions:	Dimmer, Pan/Tilt, Pan/Tilt Fine, Single pixel control, Strobe
Pan Movement:	Unlimited
Tilt Movement:	Unlimited
High Speed Strobe:	> 30 Hz

Standalone Modes:	Auto Run, Sound Control
Controls:	-, +, Enter, Mode, Value Down, Value Up
Indicators:	Colour LC Display
Power Supply:	100 V AC - 240 V AC, 50 - 60 Hz
Power Consumption:	130 W
Power Connector:	Neutrik powerCON IN / OUT
Housing Material:	ABS Plastic, Metal
Housing Colour:	Black
Cooling:	Silent, Temperature Controlled Fan
Illuminance:	50,000 lx @ 1 m
Luminous Flux:	2,300 lm
Dimensions (W x H x D):	375 x 260 x 180 mm
Weight:	4.8 kg



NEW

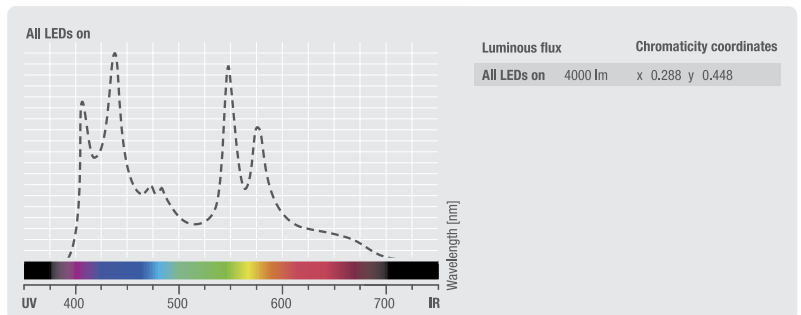
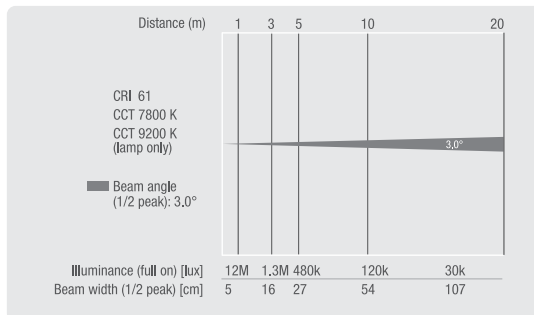
## AURO BEAM 200 DC

BEAM MOVING HEAD WITH OSRAM SIRIUS  
132 W DISCHARGE LAMP

### FEATURES

- ▶ Beam Moving Head with 480.000 lx illuminance @ 5 m
- ▶ Super narrow 3° beam
- ▶ Motorized focus
- ▶ 14 dichroic colours including CTO + open
- ▶ 14 sharp-edged gobos + open
- ▶ Rotatable 8-facet circular prism
- ▶ Rotatable 5-facet linear prism
- ▶ Prism overlapping
- ▶ RDM enabled
- ▶ Super fast 16-bit 3-phase pan/tilt motors

### PHOTOMETRICAL DATA



### SPECIFICATIONS

Product Number:	CLAB200DC
Product Type:	LED Moving Heads, Discharge Moving Heads
Colour Range:	RGBW
Number Of Gobos:	14
LED Type:	Osram Sirius HRI 132 W
Dispersion:	3°
DMX Input / Output:	XLR 3-Pin Male / Female, XLR 5-Pin Male / Female
DMX Mode:	13, 16-Channel
DMX Functions:	Dimmer, Frost, Gobo Wheel, PAN FINE, Pan/Tilt Macros, Pan/Tilt Speed, Prism Circle, Prism Linear, Strobe, TILT, TILT FINE, Auto Programs, Colour Wheel, Device Settings, Focus, PAN
Pan Movement:	540° - 630°
Tilt Movement:	270°

High Speed Strobe:	> 13 Hz
Standalone Modes:	Auto Mode, Device Settings, Static
Controls:	Value Down, Value Up, Enter, Mode
Indicators:	LC Display
Power Supply:	100 V AC - 240 V AC, 50 - 60 Hz
Power Consumption:	270 W
Power Connector:	Neutrik powerCON IN / OUT
Housing Material:	ABS Plastic, Metal
Housing Colour:	Black
Cooling:	Temperature Controlled Fan
Illuminance:	177500 lx @ 10m, 480.000 lx @ 5 m
Luminous Flux:	4,000 lm
Dimensions (W x H x D):	300 x 420 x 225 mm
Weight:	12 kg



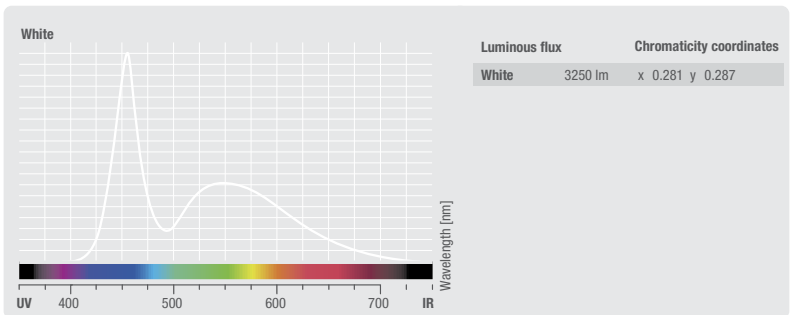
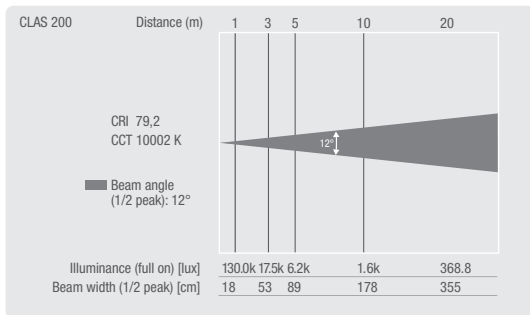
## AURO® SPOT 200

### 100 W SPOT LED MOVING HEAD

#### FEATURES

- ▶ RDM enabled moving head
- ▶ 130,000 lx @ 1 m
- ▶ High speed 3-phase motors
- ▶ 16-bit resolution
- ▶ Motor focus
- ▶ Automated positioning correction
- ▶ Battery-powered display for offline operation
- ▶ 8 intense colours, white and split colours
- ▶ 6 gobos + open
- ▶ All gobos replaceable with metal or glass gobos
- ▶ Rotating 3-facet prism
- ▶ Smooth dimming from 100 - 0% with 4 selectable curves
- ▶ 0 - 20 Hz strobe
- ▶ Temperature controlled low noise fan


#### PHOTOMETRICAL DATA



#### SPECIFICATIONS

Product Number:	CLAS200
Product Type:	LED Moving Lights
Colour Spectrum:	8-Channel Multi Colour, Split Colours, White
Number Of LEDs:	1
LED Type:	100 W
Colour Temperature:	10,000 K
Dispersion:	(manually adjustable) 12° - 16°
Number Of Gobos:	6 + open
Gobo Size:	Outer Diameter: 22.90 mm, Image Diameter: 19.50 mm
DMX Input / Output:	XLR 3-Pin Male / Female, XLR 5-Pin Male / Female
DMX Mode:	5, 13, 22-Channel
DMX Functions:	Auto Programs, Dimmer, Dimmer Curve, Gobo Shake, Gobo Wheel, PAN, TILT
Pan Movement:	630°
Tilt Movement:	235°

High Speed Strobe:	1 - 20 Hz
Standalone Modes:	Auto Run, Sound Control
Controls:	-, +, Enter, Mode, Value Down, Value Up
Indicators:	Colour LC Display
Power Supply:	100 V AC - 240 V AC, 50 - 60 Hz
Power Consumption:	220 W
Power Connector:	Neutrik powerCON IN / OUT
Housing Material:	ABS Plastic, Metal
Housing Colour:	Black
Cooling:	Silent, Temperature Controlled Fan
Illuminance:	130000lx @ 1 m
Luminous Flux:	3,250 lm
Dimensions (W x H x D):	285 x 480 x 180 mm
Weight:	8.8 kg



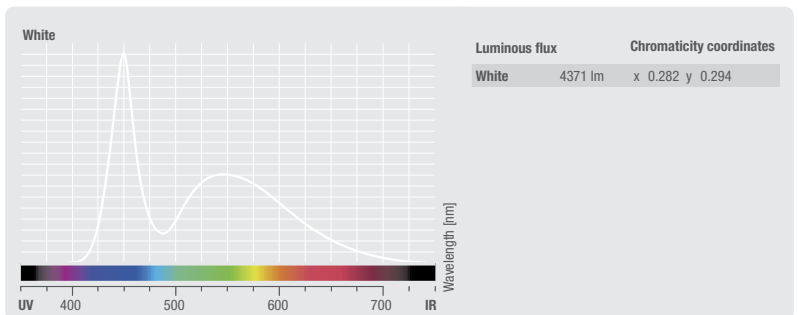
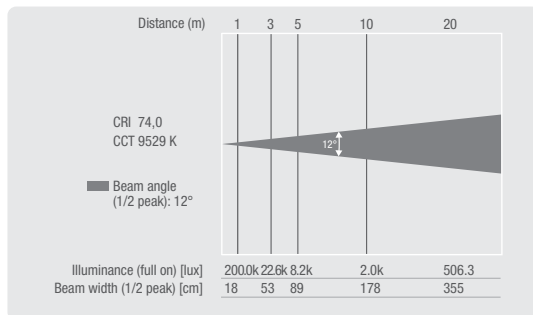
## AURO® SPOT 300

### 180 W SPOT LED MOVING HEAD

#### FEATURES

- ▶ RDM enabled moving head
- ▶ Luminous flux 4900 lm
- ▶ High speed 3-phase motors
- ▶ 16-bit resolution
- ▶ Motor focus
- ▶ Automated positioning correction
- ▶ Battery-powered display for offline configuration
- ▶ 8 intense colours, white and split colours
- ▶ 2 gobo wheels + open
- ▶ 6 rotating and 8 fixed gobos
- ▶ Rotating gobos replaceable with metal or glass gobos
- ▶ Rotating 3-facet prism
- ▶ Smooth dimming from 100 - 0% with 4 selectable curves


#### PHOTOMETRICAL DATA



#### SPECIFICATIONS

Product Number:	CLAS300
Product Type:	LED Moving Lights
Type:	LED Moving Heads
Colour Spectrum:	8-Channel Multi Colour, Split Colours, White
Number Of LEDs:	1
LED Type:	180 W
Colour Temperature:	9,300 K
Dispersion:	12 - 16°
Number Of Gobos:	14
Gobo Size:	22.90 mm
DMX Input / Output:	XLR 3-Pin Male / Female, XLR 5-Pin Male / Female
DMX Mode:	5, 15, 24-Channel
DMX Functions:	Auto Programs, Dimmer, Dimmer Curve, Gobo Shake, Gobo Wheel, PAN, TILT
Pan Movement:	630°

Tilt Movement:	235°
High Speed Strobe:	1 - 20 Hz
Standalone Modes:	Auto Run, Sound Control
Controls:	Enter, Mode, Value Down, Value Up
Indicators:	Colour LC Display
Power Supply:	100 V AC - 240 V AC, 50 - 60 Hz
Power Consumption:	320 W
Power Connector:	Neutrik powerCON IN / OUT
Housing Material:	Plastic, Metal
Housing Colour:	Black
Cooling:	Temperature Controlled Fan
Illuminance:	200,000 lx @ 1 m
Luminous Flux:	4900 lm
Dimensions (W x H x D):	285 x 480 x 180 mm
Weight:	8.6 kg





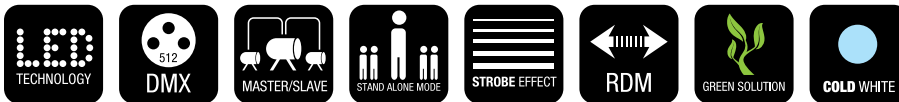
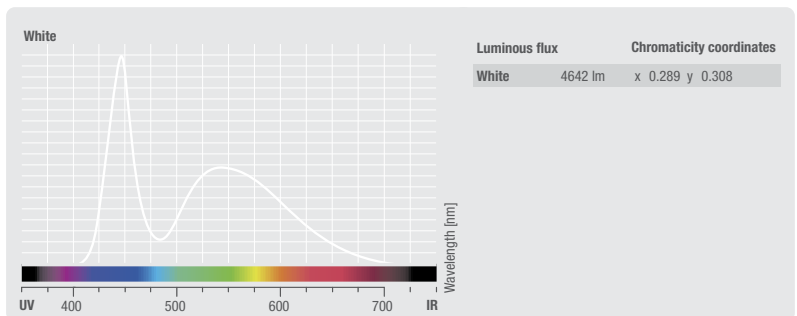
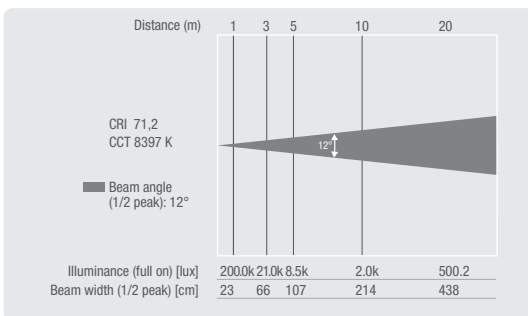
## AURO® SPOT 400

### 180 W SPOT LED MOVING HEAD

#### FEATURES

- ▶ RDM-capable moving head with high-power single LED
- ▶ 200,000 lx @ 1 m, 4,470 lm
- ▶ High-speed 3-phase motors
- ▶ Motor focus, pan and tilt with 16-bit resolution
- ▶ Automatic positioning correction
- ▶ 2 Colour Wheels, 12 colours, Split Colours, warm and cold white plus open
- ▶ 2 gobo wheels, 7 rotating, 9 fixed gobos plus open
- ▶ Frost filter
- ▶ Rotating 3, 5 and 8-facet prisms
- ▶ 0 – 20 Hz strobe
- ▶ Smooth 100 – 0% dimming with 4 selectable curves
- ▶ Temperature controlled low-noise fan

#### PHOTOMETRICAL DATA



#### SPECIFICATIONS

Product Number:	CLAS400	Pan Movement:	540° / 630°
Product Type:	LED Moving Lights	Tilt Movement:	230°
Colour Spectrum:	12-Channel Multi Colour, Split Colours, Warm White, Cold White	Standalone Modes:	Auto Run, Master/Slave Mode, Static Mode
Number Of LEDs:	1	Controls:	-, +, Battery Display Enter, Mode, Value Up / Down
LED Type:	180 W	Indicators:	Colour LC Display
Colour Temperature:	9,300 K	Power Supply:	100 V AC - 240 V AC, 50 - 60 Hz
Dispersion:	12°	Power Consumption:	290 W
Number Of Gobos:	16	Power Connector:	Neutrik powerCON IN / OUT
Gobo Size:	Exterior Diameter: 22.9 mm - Motif: 19.5 mm	Housing Material / Colour:	ABS, Metal / Black
DMX Input / Output:	XLR 3-Pin Male / Female, XLR 5-Pin Male / Female	Cooling:	Temperature Controlled Fan
DMX Mode:	5, 19, 27-Channel	Illuminance:	200,000 lx @ 1 m
DMX Functions:	3 x Prism, Auto Programs, Colour Wheel, Dimmer, Dimmer Curves, Gobo - Rotation/ Shake/ Wheel, Focus, Frost, Motion Macro, Pan/Tilt, Pan/Tilt Fine, Strobe	Luminous Flux:	4470 lm
		Dimensions (W x H x D):	405 x 565 x 285 mm
		Weight:	16 kg

#### AVAILABLE ACCESSORIES



##### AS 4 INSERT

FOAM INSERT FOR AURO SPOT 400

Product Number:	CLAS4INSERT
Colour:	Black
Material:	Integral Soft Foam
Required Lid Height:	Min. 11 cm
Dimensions (W x H x D):	470 x 310 x 485 mm
Weight:	5.5 kg

Featuring

**OSRAM**



## MOVO<sup>®</sup> BEAM 100

UNLIMITED ROTATION BEAM MOVING HEAD WITH LED RING

### FEATURES

- ▶ Ultra-bright 60 W Osram RGBW LED for saturated primary colours, subtle pastel hues and natural shades of white
- ▶ Individually controllable 4-segment RGB LED surround with single pixel control
- ▶ 2 high-speed motors for ultra-fast continuous pan and tilt
- ▶ Fantastic automated Modes
- ▶ 4 selectable dimming curves
- ▶ 3 DMX Modes and standalone, master or slave operation
- ▶ 2.5" TFT display and touch sensitive buttons for intuitive configuration
- ▶ Omega Mounting bracket included



### SPECIFICATIONS

Product Number:	CLMB100
Product Type:	LED Moving Lights
Type:	LED Moving Effects
Colour Spectrum:	RGBW
Number Of LEDs:	1
LED Type:	60 W OSRAM (Approx. 50.000 operating hours)
Refresh Rate:	1,000 Hz
DMX Input / Output:	XLR 3-Pin Male / XLR 3-Pin Female
DMX Mode:	4, 15-Channel
DMX Functions:	Auto Programs, Colour Ring Macro Speed, Dimmer Fine, PAN, PAN Unlimited Rotation, Pan/ Tilt Fine, PAN/ TILT Macros, Pan/ Tilt Speed, RGBW, Stroboscope, TILT, TILT Unlimited Rotation, Colour Fade, Colour Jump, Colour Macro, Colour Ring Macro, Dimmer, Dimmer Colour Ring, Dimmer Curve, RGB Ring 1-4, Strobe Colour Ring

PAN / TILT Movement:	Unlimited 540° / 270°
Standalone Modes:	Static Mode, Auto Programs
Controls:	Enter, Value Up, Mode, Value Down
Indicators:	2.5" TFT display
Operating Voltage:	100 V AC - 240 V AC, 50 - 60 Hz
Power Consumption:	130 W
Power Connector:	Blue and White Power I/O
Housing Material:	ABS Plastic, Metal
Cabinet Colour:	Black
Cooling:	Fan
Illuminance:	157,000 lx @ 1m
Luminous Flux:	1,480 lm
Dimensions (W x H x D):	210 x 299 x 210mm
Weight:	5.2 kg

Featuring

**OSRAM**



## MOVO® BEAM Z 100

UNLIMITED ROTATION BEAM MOVING HEAD WITH LED RING AND ZOOM

### FEATURES

- ▶ Ultra-bright 60 W OSRAM RGBW LED for saturated primary colours, subtle pastel hues and natural shades of white
- ▶ Individually controllable 4-segment RGB LED ring with single pixel control
- ▶ 2 high-speed, high torque motors for ultra-fast unlimited pan and tilt
- ▶ Motor zoom with 4° to 30° range
- ▶ Spectacular automated modes
- ▶ 4 selectable dimming curves
- ▶ 3 DMX modes, standalone or master/slave operation
- ▶ 2.5" TFT display and touch panel for intuitive configuration
- ▶ Omega mounting bracket included



### SPECIFICATIONS

Product Number:	CLMBZ100
Product Type:	LED Moving Lights
Type:	LED Moving Effects
Colour Spectrum:	RGBW
Number Of LEDs:	1
LED Type:	60 W OSRAM (Approx. 50.000 operating hours)
Refresh Rate:	1,000 Hz
Dispersion:	4 - 30 °
DMX Input / Output:	XLR 3-Pin Male / XLR 3-Pin Female
DMX Mode:	16-channel, 5-channel, 36-channel
DMX Functions:	PAN, colour jump, Colour Ring Macro Speed, Pan/Tilt Speed, Zoom, colour fade, Pan/Tilt Macros, TILT UNLIMITED ROTATION, auto programs, Pan/Tilt fine, TILT, PAN UNLIMITED ROTATION, Stroboscope, Dimmer Fine, Strobe Colour Ring, Dimmer Curve, RGBW, Colour Ring Macro, Dimmer Colour Ring, RGB Ring 1-4, colour macro

PAN / TILT Movement:	Unlimited
Standalone Modes:	Static Mode, Auto Programs
Controls:	Enter, Value Up, Mode, Value Down
Indicators:	2.5" TFT display
Operating Voltage:	100 V AC - 240 V AC, 50 - 60 Hz
Power Consumption:	140 W
Power Connector:	Blue and White Power I/O
Housing Material:	ABS Plastic, Metal
Cabinet Colour:	Black
Cooling:	Fan
Illuminance:	8500 lx @ 3 m
Luminous Flux:	1,220 lm
Dimensions (W x H x D):	210 x 299 x 210mm
Weight:	6.5 kg


Featuring

**CREE** LEDs

# HYDRABEAM 100 RGBW

ULTRA-FAST MOVINGHEAD  
WITH 10 W CREE RGBW LED

- ▶ Compact ultra-fast moving head
- ▶ Powerful 10 W Cree RGBW LED
- ▶ 5 Modes of DMX control
- ▶ Standalone, master and slave capability
- ▶ 4 effective automated operating Modes
- ▶ Built-in microphone for sound activation
- ▶ 4-button LED Display for easy menu navigation and setting



## SPECIFICATIONS

Product Number:	CLHB100RGBW
Product Type:	LED Moving Lights
Type:	LED Moving Effects
Colour Spectrum:	RGBW
Number Of LEDs:	1
LED Type:	10 W
Dispersion:	4.5 °
DMX Input / Output:	XLR 3-Pin Male / XLR 3-Pin Female
DMX Mode:	3, 6, 9, 12, 14-Channel
DMX Functions:	Dimmer, Strobe, TILT, Colour Change, PAN
PAN / TILT Movement:	540° / 270°
High Speed Strobe:	20 Hz

Standalone Modes:	Auto Programs, Sound Programs
Controls:	Enter, Mode, Value Down, Value Up
Indicators:	LED Display
Operating Voltage:	100 V AC - 240 V AC, 50 - 60 Hz
Power Consumption:	20 W
Power Connector:	Power Cord With Safety Plug (Type E / CEE 7/7)
Housing Material:	Metal, ABS Plastic
Cabinet Colour:	Black
Cooling:	Low-Noise Fan
Illuminance:	blue 4,100 lx @ 1 m, green 27,000 lx @ 1 m, red 7,000 lx @ 1 m
Dimensions (W x H x D):	100 x 240 x 160 mm
Weight:	1 kg

Featuring

**CREE**   
LEDs

## HYDRABEAM 300 RGBW

LIGHTING SYSTEM WITH  
3 ULTRA-FAST 10 W CREE  
RGBW QUAD LED MOVING HEADS




- ▶ Triangular moving head fixture
- ▶ 3 individually controllable ultra fast heads
- ▶ 10W high power Cree RGBW Quad-LEDs
- ▶ Universal mounting options
- ▶ Omega bracket and detachable Pole mount included
- ▶ 16 effective automated operating Modes
- ▶ 5 DMX Modes
- ▶ 4-button LED Display for easy manual control



## SPECIFICATIONS

Product Number:	CLHB300RGBW
Product Type:	LED Moving Lights
Type:	LED Moving Effects
Colour Spectrum:	RGBW
Number Of LEDs:	3
LED Type:	10 W
Dispersion:	4.5 °
DMX Input / Output:	XLR 3-Pin Male / XLR 3-Pin Female
DMX Mode:	6, 10, 16, 26, 36-Channel
DMX Functions:	Dimmer, Colour Change, TILT, Strobe, PAN
PAN/TILT Movement:	540° / 270°
High Speed Strobe:	20Hz

Standalone Modes:	Sound Control, Auto Run
Controls:	Enter, Mode, Value Up, Value Down
Indicators:	LED Display
Operating Voltage:	100 V AC - 240 V AC, 50 - 60Hz
Power Consumption:	60 W
Power Connector:	IEC Power Connector Male
Housing Material:	Metal, ABS Plastic
Cabinet Colour:	Black
Cooling:	Low-Noise Fan
Illuminance:	R=9,600 lx @ 1 m, G=22,400 lx @ 1 m, B=4,650 lx @ 1 m, W=w31,000 lx @ 1 m
Dimensions (W x H x L):	380 x 240 x 380 mm
Weight:	5.5 kg





## HYDRABEAM 1000 RGBW

MOVING HEAD WITH 32 W RGBW QUAD-LED

### FEATURES

- ▶ Compact ultra-fast moving head
- ▶ 540° pan and 270° tilt
- ▶ Powerful 32 W Cree RGBW quad LED
- ▶ 5 modes of DMX control
- ▶ Standalone, master and slave capability
- ▶ 4 effective automated operating modes
- ▶ Built-in microphone for sound activation
- ▶ 4-button colourful LC-Display for easy menu navigation and configuration



### SPECIFICATIONS

Product Number:	CLHB1000RGBW
Product Type:	LED Moving Lights
Type:	LED Moving Effects
Colour spectrum:	RGBW
Number of LEDs:	1
LED type:	32 W
Dispersion:	2.5 °
DMX input:	XLR 3-pin male
DMX output:	XLR 3-pin female
DMX mode:	12-channel , 14-channel , 3-channel , 6-channel , 9-channel
DMX Functions:	Colour macro , Dimmer , PAN , Pan/Tilt Speed , RGBW , Show Mode , strobe , TILT
PAN movement:	540°
TILT movement:	270°

High Speed Strobe:	1 - 20 Hz
Standalone modes:	Auto programs , sound programs
Controls:	Enter , mode , Value Down , Value Up
Indicators:	LC display
Operating voltage:	100 V AC - 240 V AC, 50 - 60 Hz
Power consumption:	65 W
Power connector:	IEC power connector male
Housing material:	ABS plastic , metal
Cabinet colour:	Black
Cooling:	low-noise fan
Illuminance:	blue 9600lx @ 1m , green 42400lx @ 1m , red 17900lx @ 1m , white 67200lx @ 1m
Dimensions (W x H x L):	146 x 255 x 156 mm
Weight:	2.7 kg



# HYDRABEAM 4000 RGBW

LIGHTING SYSTEM WITH 4 ULTRA-FAST 32 W RGBW  
QUAD LED MOVING HEADS

## FEATURES

- ▶ Lighting system with 4 individually controllable moving heads
- ▶ Ultra fast 540° pan and 270° tilt
- ▶ Powerful 32 W RGBW Quad LEDs
- ▶ Universal mounting options
- ▶ 2 Omega brackets and pole mount adapter included
- ▶ Blue and grey Power Twist plus 3 and 5-Pin DMX connectors
- ▶ Easy daisy chaining and power linking
- ▶ 5 DMX modes, sound activation and automatic operation
- ▶ 16 exciting auto-run programs
- ▶ 4-button LC colour display for intuitive configuration



## SPECIFICATIONS

Product Number:	CLHB4000RGBW
Product Type:	LED Moving Lights
Type:	LED Moving Effects
Colour Spectrum:	RGBW
Number Of LEDs:	4
Refresh rate:	6000 Hz
LED Type:	32 W
Dispersion:	2.5 °
DMX Input / Output:	XLR 3-Pin Male / Female, XLR 5-Pin Male / Female
RDM:	No
Protocols:	USITT DMX-512
DMX Mode:	6, 10, 19, 32, 56-Channel
DMX Functions:	Auto Programs, Colour Change, Dimmer, PAN, Strobe, TILT
Wireless DMX:	No
PAN movement:	540
TILT movement:	270
High Speed Strobe:	1 - 20 Hz
Standalone modes:	Auto Run, Sound Control
Controls:	Enter, LCD Display, Mode, Value Down, Value Up

Indicators:	Colour LC Display
Operating voltage:	100 V AC - 240 V AC, 50 - 60 Hz
Power consumption:	220 V
When 110V / 240 V, how many pcs can be connected:	3 / 5
Power connector:	Blue Power Twist male
Power through connector:	Grey Power Twist female
Max. output current:	11 A
Housing material:	ABS plastic, metal
Cabinet colour:	Black
Protection class IP:	IP20
Cooling:	Low-Noise Fan
Illuminance:	Blue 9600lx @ 1m, green 42400lx @ 1m, red 17900lx @ 1m, white 67200lx @ 1m
Maximum Ambient Temperature:	0 - 40° C
Dimensions (W x H x L):	1000 x 270 x 90 mm
Weight:	11.6 kg

AVAILABLE WITH COLD-WHITE LED AND RGBW LED

Featuring  
**CREE** LEDs

## HYDRABEAM 400 RGBW

LIGHTING SET WITH 4 ULTRA-FAST  
10 W CREE QUAD LED MOVING HEADS




- ▶ Bar with 4 ultra-fast moving heads
- ▶ Each moving head can be controlled individually
- ▶ Powerful 10 W Cree RGBW
- ▶ Universal mounting options
- ▶ 2 Omega brackets and a removable tripod flange included
- ▶ 16 effective automated operating Modes
- ▶ Simple operation using the four buttons and LED Display



### SPECIFICATIONS

Product Number:	CLHB400RGBW
Product Type:	LED Moving Lights
Type:	LED Moving Effects
Colour Spectrum:	RGBW
Number Of LEDs:	4
LED Type:	10 W Cree
Dispersion:	4.5 °
DMX Input / Output:	XLR 3-Pin Male / XLR 3-Pin Female
DMX Mode:	6, 10, 19, 32-Channel
DMX Functions:	Dimmer, Colour Change, TILT, Strobe, PAN
PAN/TILT Movement:	540° / 540°
High Speed Strobe:	20Hz
Standalone Modes:	Sound Control, Auto Run

Controls:	Enter, Mode, Value Up, Value Down
Indicators:	LED Display
Operating Voltage:	100 V AC - 240 V AC, 50 - 60Hz
Power Consumption:	100 W
Power Connector:	IEC Power Connector Male
Housing Material:	Metal, ABS Plastic
Cabinet Colour:	Black
Cooling:	Low-Noise Fan
Illuminance:	Red 10,670 lx @ 1 m, green 19,000 lx @ 1 m, blue 3,710 lx @ 1 m, white 27,600 lx @ 1 m
Dimensions (W x H x L):	810 x 250 x 130 mm
Weight:	7.5 kg





## NANO SPOT 300

LED MINI MOVING HEAD 30 W

- ▶ Miniature moving head with single 30W LED
- ▶ 540 x 230 pan and tilt
- ▶ Colour wheel with red, orange, yellow, green, blue, cyan and purple filters
- ▶ Gobo wheel with 7 gobos
- ▶ 7 lightshow presets
- ▶ Dimmer and strobe effects
- ▶ 3 DMX modes plus standalone, master and slave operation
- ▶ 4 function keys + display for manual control
- ▶ Built-in microphone for sound control
- ▶ IR remote control included
- ▶ Comes with omega bracket for multiple mounting options




## SPECIFICATIONS

Product Number:	CLNS300
Product Type:	LED Moving Lights
Type:	LED Moving Effects
Colour Spectrum:	White
Number Of LEDs:	1
LED Type:	30 W
Dispersion:	Beam 10° / Field 12°
Number of gobos:	7 + open
DMX Input / Output:	XLR 3-Pin Male / XLR 3-Pin Female
DMX Mode:	5, 9, 11-Channel
DMX Functions:	Auto Programs, Colour Wheel, Dimmer, Gobo Wheel, Moving Speed, Pan/Tilt, Pan/Tilt Fine, Sound Programs, Strobe
PAN/TILT Movement:	540° / 230°

Standalone Modes:	Auto Programs, Sound Programs
Controls:	Enter, Mode, Value Down, Value Up
Indicators:	LED Display
Operating Voltage:	100 V AC - 240 V AC, 50 - 60 Hz
Power Consumption:	100 W
Fuse:	F2AL / 250 V
Power Connector:	IEC Power Input And Output
Housing Material:	Metal, ABS Plastic
Cabinet Colour:	Black
Cooling:	Fan
Illuminance:	24500lx @ 1m
Luminous flux:	650 lm
Dimensions (W x H x L):	165 x 280 x 155 mm
Weight:	3 kg







# PIXEL MAPPING



With dynamic single pixel control, Cameo's LED panels are a great choice for mapping alphabetic characters or numerals and an infinite variety of impressive lighting effects. The panels' smart interlocking systems enable secure, easy linking of multiple units to create large walls of vivid light.



# MATRIX PANEL 3 WW

5 x 5 LED MATRIX PANEL  
WITH SINGLE PIXEL CONTROL

- ▶ 5 x 5 LED Matrix Panel with single pixel control
- ▶ 25 x 3 W Warm White LEDs
- ▶ 4 DMX Modes, sound activation
- ▶ Master, slave and standalone capability
- ▶ Blinder, chase and Strobe effects
- ▶ Alphabetic character and numeral mapping
- ▶ 4 selectable dimming curves
- ▶ Noiseless and flicker-free operation
- ▶ Ultra flat enclosure
- ▶ Even more impressive in multiples



## SPECIFICATIONS

Product Number:	CLMP3WW
Product Type:	LED Lighting Effects
Type:	LED Effect Lights
Colour Spectrum:	Warm White
Colour Temperature:	3,300 K
Number Of LEDs:	25
LED Type:	3 W Single LED
Dispersion:	40 °
Refresh Rate:	3,400 Hz
DMX Input / Output:	XLR 3-Pin Male / XLR 3-Pin Female
DMX Mode:	2, 5, 10, 28-Channel
DMX Functions:	Dimmer Fine, Master Dimmer, Auto Programs, Sound Programs, Stroboscope
Standalone Modes:	Master / Slave Mode, Music Control
Controls:	Enter, Mode, Down, Up

Indicators:	4-Digit LED Display
Operating Voltage:	100 V AC - 240 V AC, 50 - 60 Hz
Power Consumption:	100 W
Fuse:	F5A / 250V
Operating Temperature:	10 - 40 °C
Power Connector:	Blue and White Power I/O
Housing Material:	Metal
Cabinet Colour:	Black
Cooling:	Convection
Illuminance:	6100 lx @ 1m
Features:	LED Matrix Panel, Swivel Bracket, 2 x Omega Mounting, Security Lock Slot
Dimensions (W x H x D):	580 x 580 x 67 mm
Weight:	8 kg

NEW



## MATRIX PANEL 10 W RGB

5 x 5 LED MATRIX PANEL WITH SINGLE PIXEL CONTROL

- ▶ 5 x 5 LED Matrix Panel with single pixel control
- ▶ 25 x 10 W Warm White LEDs
- ▶ 5 DMX modes, sound activation and built-in auto run programs
- ▶ Master, slave and standalone capability
- ▶ Blinder, chase and strobe effects
- ▶ Alphabetic character and numeral mapping
- ▶ 4 selectable dimming curves
- ▶ Flicker-free operation
- ▶ Ultra flat housing with low-noise fan
- ▶ Even more impressive in multiples



### SPECIFICATIONS

Product Number:	CLMP10WRGB
Product Type:	LED Matrix Panel
Type:	5 x 5 Matrix
Colour Spectrum:	RGB
Number Of LEDs:	25
LED Type:	10 W RGB
Dispersion:	40 °
Refresh Rate:	8,000 Hz
DMX Input / Output:	XLR 3-Pin Male / XLR 3-Pin Female
DMX Mode:	3, 5, 19, 28, 78-Channel
DMX Functions:	Master Dimmer, Sound Programs, Auto Programs, Dimmer Fine, Stroboscope
Standalone Modes:	Master / Slave Mode, Music Control

Controls:	Enter, Mode, Down, Up
Indicators:	4-Digit LED Display
Operating Voltage:	100 V AC - 240 V AC, 50 - 60 Hz
Power Consumption:	180 W
Power Connector:	Blue and White Power I/O
Housing Material:	Metal
Cabinet Colour:	Black
Cooling:	Fan
Illuminance:	6950 lx @ 1m
Features:	LED Matrix Panel, Swivel Bracket, 2 x Omega Mounting, Safety Eyelet
Dimensions (W x H x D):	580 x 580 x 125 mm
Weight:	13.7 kg



# THEATRE SPOTLIGHTS

Designed especially for theatrical lighting, these fixtures are available with a choice of warm white or colourful RGBW LEDs. Cameo Theatre Spotlights feature precision plano-convex lenses, RDM capability and come with barn doors and a filter frame.



# TS 40 WW / TS 40 WW WH

## THEATRE SPOTLIGHT WITH PC LENS AND 40 WATT WARM WHITE LED

### FEATURES

- ▶ High-intensity warm white 40 W LED
- ▶ Plano-convex lens
- ▶ Continuously adjustable manual zoom with a beam angle of 14° to 38°
- ▶ RDM enabled
- ▶ 18,000 lux @ 1 m
- ▶ 3,200 K colour temperature
- ▶ CRI >90
- ▶ Flicker-free projection
- ▶ Rugged metal housing with convection cooling
- ▶ Includes rotatable wing limiter and colour filter frame



### SPECIFICATIONS

Product Number:	CLTS40WW / CLTS40WWWH
Product Type:	LED PAR Lighting
Type:	Indoor
Colour Spectrum:	Warm White
Number Of LEDs:	1
Colour Temperature:	3,200 K
CRI:	>90
LED Type:	Warm White 40 W / 60 W
Refresh Rate:	1,200 MHz / 3,600 MHz
Flash Rate Strobe:	1 - 20 Hz
Dispersion:	(Beam) 14° - 38° / (Field) 20° - 48°
DMX Input / Output:	XLR 3-Pin Male / XLR 3-Pin Female
Protocols:	USITT DMX 512 Protocol
DMX Mode:	3-Channel
DMX Functions:	Dimmer, Dimmer Curve, Strobe
Wireless DMX:	No

Standalone Modes:	Static
Controls:	Down, Enter, Mode, Up
Indicators:	LC Display
Operating Voltage:	100 V AC - 240 V AC, 50 - 60 Hz
Power Consumption:	40 W
Power Connector:	Power Cord With Safety Plug (Type E / CEE 7/7)
Housing Material:	Die Cast Metal
Cabinet Colour:	Black / White
Cooling:	Convection
Illuminance:	18,000 lx @ 1 m
Luminous Flux:	1,570 lm
Operating Temperature:	0 - 40 °C
Dimensions (W x H x L):	145 x 205 x 240 mm
Weight:	3.6 kg
Accessories (included):	Barndoor





# TS 60 W RGBW / TS 60 W RGBW WH

## THEATRE SPOTLIGHT WITH PC LENS AND 60W RGBW LED

### FEATURES

- ▶ High-intensity 60 W RGBW COB LED
- ▶ Plano-convex lens
- ▶ Continuously adjustable manual zoom with beam angle of 9° to 41°
- ▶ RDM enabled
- ▶ 19,800 lux @ 1 m
- ▶ Flicker-free projection
- ▶ Rugged metal housing
- ▶ Includes rotatable wing limiter and colour filter frame



### SPECIFICATIONS

Product Number:	CLTS60WRGBW / CLTS60WRGBWWH
Product Type:	LED PAR Lighting
Type:	Indoor
Colour Spectrum:	RGBW
Number Of LEDs:	1
CRI:	90
LED Type:	60 W
Refresh Rate:	3,600 MHz
Flash Rate Strobe:	1 - 20 Hz
Dispersion:	(Beam) 9° - 41° / (Field) 16° - 49°
DMX Input / Output:	XLR 3-Pin Male / XLR 3-Pin Female
Protocols:	USITT DMX 512 Protocol
DMX Mode:	5-Channel
DMX Functions:	Colour Macro, CTO, Dimmer, RGBW, Strobe
Wireless DMX:	No
Standalone Modes:	Auto Programs, Master / Slave Mode, Sound Control, Static

Controls:	Enter, Mode, Value Up, Value Down
Indicators:	LC Display
Operating Voltage:	100 V AC - 240 V AC, 50 - 60 Hz
Power Consumption:	65 W
Power Connector:	Power Cord With Safety Plug (Type E / CEE 7/7)
Housing Material:	Die Cast Metal
Cabinet Colour:	Black / White
Cooling:	Temperature-Controlled Fan
Illuminance:	19,800 lx @ 1 m
Luminous Flux:	910 lm
Operating Temperature:	0 - 40 °C
Dimensions (W x H x L):	145 x 205 x 240 mm
Weight:	3.6 kg
Accessories (included):	Barndoor



**NEW**

# TS 100 WW

THEATRE SPOTLIGHT WITH FRESNEL LENS AND 100 WATT WARM WHITE LED IN BLACK HOUSING

## FEATURES

- ▶ Powerful 100 watt warm white LED
- ▶ Fresnel lens
- ▶ Continuously variable manual zoom for 14° - 38° beam angle
- ▶ RDM enabled
- ▶ 52,000 lux @ 1 m / 4,100 lm
- ▶ 3,100 K colour temperature
- ▶ CRI >97 for faithful colour reproduction
- ▶ Flicker-free performance
- ▶ Rugged metal housing with temperature controlled fan
- ▶ Includes rotatable barn doors and colour filter frame



## SPECIFICATIONS

Product Number:	CLTS100WW
Product Type:	LED PAR Lighting
Type:	Theater Spot
Colour Spectrum:	Warm White
Number Of LEDs:	1
Colour Temperature:	3100 K
CRI:	97
LED Type:	Warm White 100 W
Refresh Rate:	650 Hz, 1530 Hz, 3600 Hz, 25000 Hz
Dispersion:	14° - 38 °
DMX Input / Output:	XLR 3-Pin Male / XLR 3-Pin Female, XLR 5-Pin Male / XLR 5-Pin Female
Modes of Operation:	DMX 512, Stand Alone, Master / Slave Mode
DMX Mode:	1-Channel, 3-Channel, 5-Channel
DMX Functions:	16-Bit Dimmer, Dimmer Curve, Strobe, Device Settings
Wireless DMX:	No

Strobe Flash Rate:	1 Hz - 20 Hz
Standalone Modes:	Dimmer
Controls:	Enter, Mode, Value Up, Value Down
Indicators:	LC Display
Operating Voltage:	100 V AC - 240 V AC, 50 - 60 Hz
Power Consumption:	120 W
Power Connector:	Blue and White Power Twist
Housing Material:	Die Cast Metal
Cabinet Colour:	Black
Cooling:	Temperature-Controlled Fan
Illuminance:	52,000 lx @ 1 m
Luminous Flux:	4100 lm
Operating Temperature:	0 - 40 °C
Dimensions (W x H x L):	320 x 370 x 310 mm
Weight:	7.4 kg
Accessories (included):	Barndoor, Color Filter Frame



NEW

# TS 200 WW

## THEATRE SPOTLIGHT WITH FRESNEL LENS AND 180 WATT WARM WHITE LED IN BLACK HOUSING

### FEATURES

- ▶ Powerful 180 watt warm white LED
- ▶ Fresnel lens
- ▶ Continuously variable manual zoom for 14° - 38° beam angle
- ▶ RDM enabled
- ▶ 67,000 lux @ 1 m / 6,600 lm
- ▶ 3,100 K colour temperature
- ▶ CRI >96 for faithful colour reproduction
- ▶ Flicker-free performance
- ▶ Rugged metal housing with temperature controlled fan
- ▶ Includes rotatable barn doors and colour filter frame




### SPECIFICATIONS

Product Number:	CLTS200WW
Product Type:	LED PAR Lighting
Type:	Theater Spot
Colour Spectrum:	Warm White
Number Of LEDs:	1
Colour Temperature:	3100 K
CRI:	97
LED Type:	Warm White 180 W
Refresh Rate:	650 Hz, 1530 Hz, 3600 Hz, 25000 Hz
Dispersion:	14° - 38 °
DMX Input / Output:	XLR 3-Pin Male / XLR 3-Pin Female, XLR 5-Pin Male / XLR 5-Pin Female
Modes of Operation:	DMX 512, Stand Alone, Master / Slave Mode
DMX Mode:	1-Channel, 3-Channel, 5-Channel
DMX Functions:	16-Bit Dimmer, Dimmer Curve, Strobe, Device Settings, Strobe
Wireless DMX:	No

Strobe Flash Rate:	1 Hz - 20 Hz
Standalone Modes:	Dimmer
Controls:	Enter, Mode, Value Up, Value Down
Indicators:	LC Display
Operating Voltage:	100 V AC - 240 V AC, 50 - 60 Hz
Power Consumption:	200 W
Power Connector:	Blue and White Power Twist
Housing Material:	Die Cast Metal
Cabinet Colour:	Black
Cooling:	Temperature-Controlled Fan
Illuminance:	67,500 lx @ 1 m
Luminous Flux:	6600 lm
Operating Temperature:	0 - 40 °C
Dimensions (W x H x L):	320 x 370 x 310 mm
Weight:	7.4 kg
Accessories (included):	Barndoor, Color Filter Frame

NEW



## CL 200

SPOT WITH WHITE 200 W COB-LED AND ADJUSTABLE COLOUR TEMPERATURE

- ▶ Spotlight with 200 W white COB LED
- ▶ Colour temperature adjustable from 3,200 - 7,800 K
- ▶ 7,500 lm luminous flux, 23,000 lx @ 1 m
- ▶ Flicker free, ideal for motion picture and TV applications
- ▶ DMX control, master/slave and standalone capability
- ▶ 30 Hz high-speed strobe function
- ▶ 4-button LCD display for easy configuration
- ▶ Ready for daisy chaining and power linking



## SPECIFICATIONS

Product Number:	CLCL200
Product Type:	LED PAR Lighting
Type:	Indoor
Colour Spectrum:	White
Number Of LEDs:	1
LED Type:	200 W
Dispersion:	25 °
Refresh Rate:	17,500 Hz
DMX Input / Output:	XLR 3-Pin Male / XLR 3-Pin Female
Protocols:	USITT DMX-512
DMX Mode:	1, 2, 4, 5, 9-Channel
DMX Functions:	Master Dimmer, Stroboscope
Wireless DMX:	No
Strobe Flash Rate:	1 - 30 Hz
Standalone Modes:	Master / Slave Mode, Sound Control
Controls:	Enter, Mode, Down, Up

Indicators:	LED Display
Operating Voltage:	100 V AC - 240 V AC, 50 - 60 Hz
Power Consumption:	200 W
How many devices can be connected (110 V):	5
How many devices can be connected (240 V):	5
Power Connector:	Blue and Grey Power I/O
Housing Material:	Metal
Cabinet Colour:	Black
Protection Class IP:	IP 20
Cooling:	Temperature-Controlled Fan
Illuminance:	23000 lx @ 1 m
Luminous Flux:	7500 lm
Dimensions (W x H x D):	170 x 170 x 380 mm
Weight:	4.2 kg
Accessories (included):	Barndoor







# LED STANDARD PAR CANS

The LED PAR, which is a headlight with an aluminium case, is right for everyone in need of headlights which are sturdy and run on little energy. PAR headlights have some kind of history. The first headlights of that type (PAR is the abbreviation for parabolic aluminium reflector) were sold in the 1950's. Nowadays, they are offered with light-emitting diodes (LEDs). You can adjust the intensity and colour of light with a digital multiplex (DMX), which is a common digital control program. The DMX is used in lighting to control dimmers, moving heads and many more.



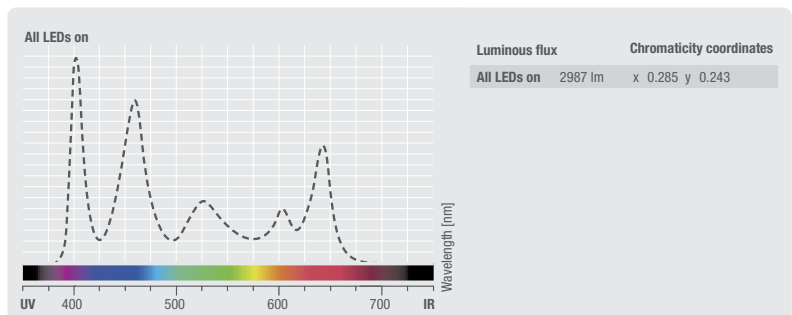
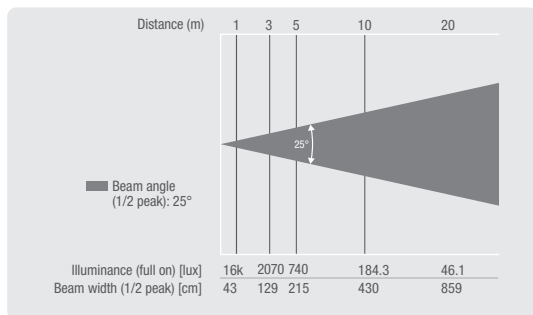
# PAR 64 CAN RGBWA+UV 10 WBS / WPS

12 x 10W 6-IN-1 LED RGBWA+UV PAR LIGHT IN BLACK OR POLISHED HOUSING

- ▶ 12 x 10 W Ultra High Power 6 in 1 RGBWA+UV LEDs
- ▶ Highest flexibility for perfect mixing of solid and pastel colours to warm rich colours and ultra violet
- ▶ Flicker Free
- ▶ Operated via DMX, in master/slave Mode or standalone Mode
- ▶ Integrated microphone for sound control
- ▶ Simple to operate using the four buttons and LED Display
- ▶ Double brackets included as standard
- ▶ Rugged compact aluminum housing



## PHOTOMETRICAL DATA



## SPECIFICATIONS

Product Number:	CLP64RGBWU10WBS / CLP64RGBWU10WPS
Product Type:	LED PAR Lighting
Type:	Indoor
Colour Spectrum:	RGBWA+UV
Number Of LEDs:	12
LED Type:	10 W 6 in 1 colour
Dispersion:	25 °
DMX Input / Output:	XLR 3-Pin Male / XLR 3-Pin Female
DMX Mode:	3-Ch-1, 3-Ch-2, 2, 6, 9-Channel
DMX Functions:	Colour Fade, Master Dimmer, RGBWA+UV, Sound Control, Colour Jump, Strobe
Standalone Modes:	Colour Fade, Colour Macro, Colour Jump, Master / Slave Mode, Sound Control, Static Colour

Controls:	Enter, Mode, Value Up, Value Down
Indicators:	Backlit LCD
Operating Voltage:	100 V AC - 240 V AC, 50 - 60Hz
Power Consumption:	120 W
Power Connector:	Power Cord With Safety Plug (Type E / CEE 7/7)
Housing Material:	Aluminium
Cabinet Colour:	Black / Polished
Cooling:	Fan
Illuminance:	16,000 lx @ 1m
Dimensions (W x H x L):	260 x 280 x 300 mm
Weight:	3.7 kg

## PAR 64 CAN Q 8W BS

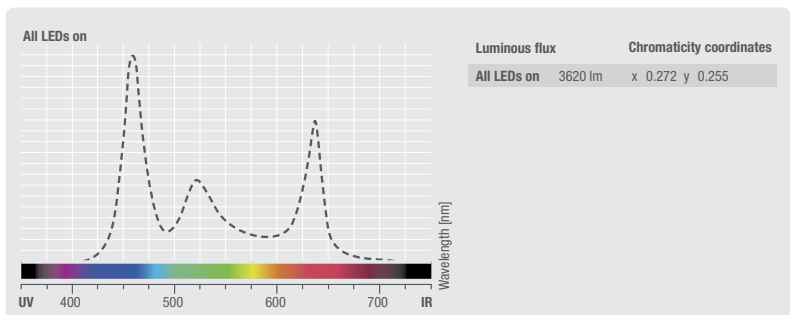
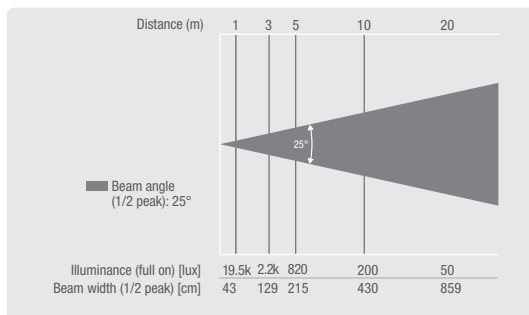
18 x 8W QUAD COLOUR LED RGBW PAR LIGHT IN BLACK OR POLISHED HOUSING



- ▶ 18 x 8 W Ultra High Power QUAD RGBW LEDs
- ▶ RGBW for perfect mixing of solid and pastel colours
- ▶ Operated via DMX, in master/slave Mode or standalone Mode
- ▶ Integrated microphone for sound control
- ▶ Simple to operate using the four buttons and LED Display
- ▶ Double brackets included as standard
- ▶ Rugged compact aluminum housing



### PHOTOMETRICAL DATA



### SPECIFICATIONS

Product Number:	CLP64Q8WBS / CLP64Q8WPS
Product Type:	Indoor, PAR64
Type:	Indoor
Colour Spectrum:	RGBW
Number Of LEDs:	18
LED Type:	8 W QUAD Colour
Dispersion:	25 °
DMX Input / Output:	XLR 3-Pin Male / XLR 3-Pin Female
DMX Mode:	2, 3, 4, 7-Channel
DMX Functions:	Colour Fade, Master Dimmer, RGBW, Sound Control, Colour Jump, Strobe

Standalone Modes:	Colour Fade, Colour Jump, Master / Slave Mode, Sound Control, Static Colour
Controls:	Enter, Mode, Value Up, Value Down
Indicators:	LED Display
Operating Voltage:	110 V AC - 250 V AC
Power Consumption:	180 W
Power Connector:	Power Cord With Safety Plug (Type E / CEE 7/7)
Housing Material:	Aluminium
Cabinet Colour:	Black / Polished
Cooling:	Fan
Dimensions (W x H x L):	260 x 270 x 305 mm
Weight:	3.5 kg



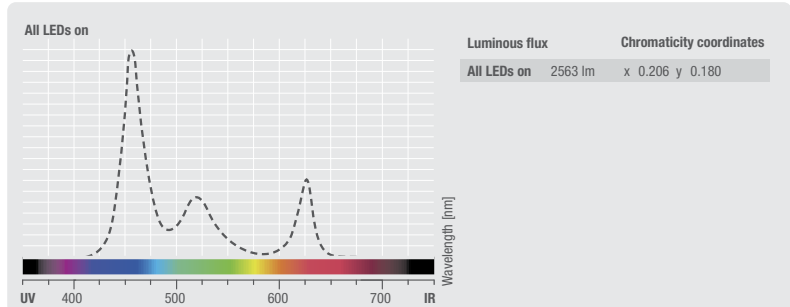
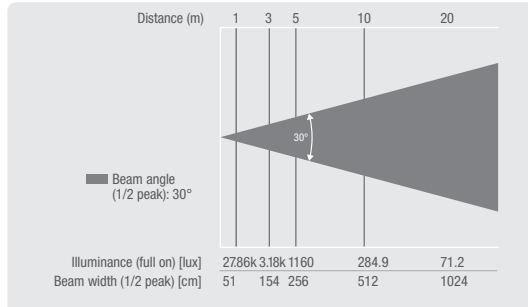
# PAR 64 CAN RGB 3W BS / WPS

36 x 3 W LED RGB PAR LIGHT  
IN BLACK OR POLISHED HOUSING

- ▶ 36 x 3 W Ultra High Power RGB LEDs
- ▶ Low Power Consumption
- ▶ Operated via DMX, in master/slave Mode or standalone Mode
- ▶ Integrated microphone for sound control
- ▶ Simple to operate using the three buttons and LED Display
- ▶ Double brackets included as standard
- ▶ Rugged compact aluminum housing



## PHOTOMETRICAL DATA



## SPECIFICATIONS

Product Number:	CLP64RGB3WBS / CLP64RGB3WPS
Product Type:	LED PAR Lighting
Type:	Indoor
Colour Spectrum:	RGB
Number Of LEDs:	36
LED Type:	3 W
Dispersion:	30 °
DMX Input / Output:	XLR 3-Pin Male / XLR 3-Pin Female
DMX Mode:	4, 6-Channel
DMX Functions:	Colour Fade, Master Dimmer, RGB, Sound Control, Colour Jump, Strobe

Standalone Modes:	Colour Fade, Colour Jump, Master / Slave Mode, Sound Control, Static Colour
Controls:	Enter, Mode, Value Up, Value Down
Indicators:	LED Display
Operating Voltage:	110 V AC - 250 V AC
Power Consumption:	150 W
Power Connector:	Power Cord With Safety Plug (Type E / CEE 7/7)
Housing Material:	Aluminium
Cabinet Colour:	Black / Polished
Cooling:	Fan
Dimensions (W x H x L):	260 x 270 x 305 mm
Weight:	3.55 kg



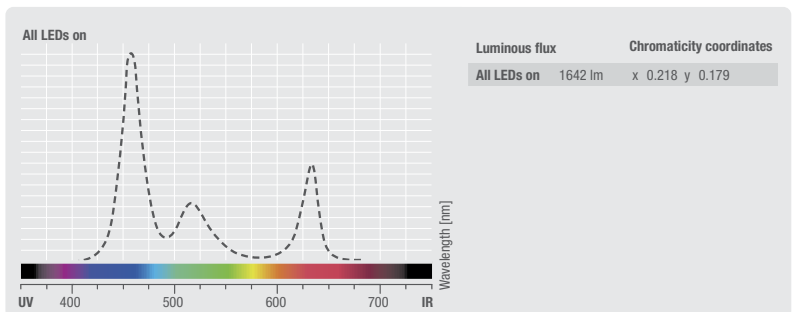
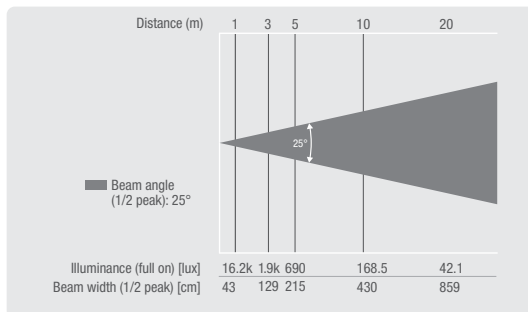
## PAR 64 CAN TRI 3W BS / WPS

18 x 3 W TRI COLOUR LED RGB PAR LIGHT IN BLACK OR POLISHED HOUSING

- ▶ 18 x 3 W High Power TRI RGB LEDs
- ▶ Low Power Consumption
- ▶ Operated via DMX, in master/slave Mode or standalone Mode
- ▶ Integrated microphone for sound control
- ▶ Simple to operate using the four buttons and LED Display
- ▶ Double brackets included as standard
- ▶ Rugged compact aluminum housing



### PHOTOMETRICAL DATA



### SPECIFICATIONS

Product Number:	CLP64TRI3WBS / CLP64TRI3WPS
Product Type:	LED PAR Lighting
Type:	Indoor
Colour Spectrum:	RGB
Number Of LEDs:	18
LED Type:	3 W TRI Colour
Dispersion:	25 °
DMX Input / Output:	XLR 3-Pin Male / XLR 3-Pin Female
DMX Mode:	6 -Channel
DMX Functions:	Colour Fade, Master Dimmer, RGB, Colour Jump, Strobe
Standalone Modes:	Colour Fade, Colour Jump, Master / Slave Mode, Sound Control, Static Colour

Controls:	Enter, Mode, Value Up, Value Down
Indicators:	LED Display
Operating Voltage:	100 V AC - 250 V AC
Power Consumption:	60 W
Power Connector:	Power Cord With Safety Plug (Type E / CEE 7/7)
Housing Material:	Aluminium
Cabinet Colour:	Black / Polished
Cooling:	Large Low-Speed Fan
Dimensions (W x H x L):	260 x 280 x 300 mm
Weight:	2.7 kg



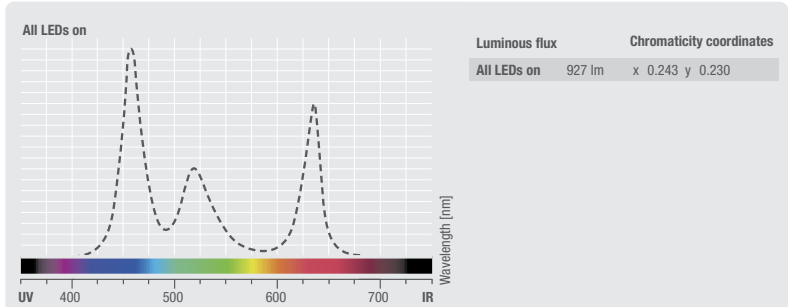
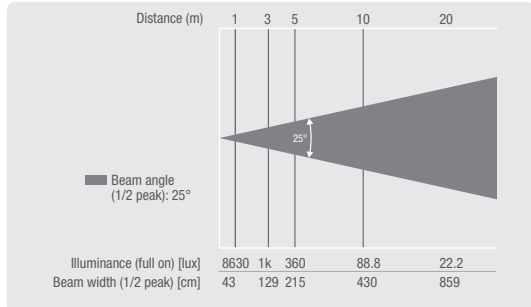
# PAR 56 CAN 3W BS / WPS

9 x 3 W TRI COLOUR LED RGB PAR LIGHT IN BLACK OR POLISHED HOUSING

- ▶ 9 x 3 W High Power RGB TRI LEDs
- ▶ Low Power Consumption
- ▶ Operated via DMX, in master/slave Mode or standalone Mode
- ▶ Integrated microphone for sound control
- ▶ Simple to operate using the four buttons and LED Display
- ▶ Double brackets included as standard
- ▶ Rugged compact aluminum housing



## PHOTOMETRICAL DATA



## SPECIFICATIONS

Product Number:	CLP56TRI3WBS / CLP56TRI3WPS
Product Type:	LED PAR Lighting
Type:	Indoor
Colour Spectrum:	RGB
Number Of LEDs:	9
LED Type:	3 W TRI Colour
Dispersion:	25 °
DMX Input / Output:	XLR 3-Pin Male / XLR 3-Pin Female
DMX Mode:	6-Channel
DMX Functions:	Colour Fade, Master Dimmer, RGB, Colour Jump, Strobe


Standalone Modes:	Colour Fade, Colour Change, Master / Slave Mode, Sound Control, Static Colour
Controls:	Enter, Mode, Value Up, Value Down
Indicators:	LED Display
Operating Voltage:	110 V AC - 250 V AC
Power Consumption:	40 W
Power Connector:	Power Cord With Safety Plug (Type E / CEE 7/7)
Housing Material:	Aluminium
Cabinet Colour:	Black / Polished
Cooling:	Convection
Dimensions (W x H x L):	230 x 250 x 260 mm
Weight:	2.7 kg

## PAR 64 CAN RGBA 10 BS

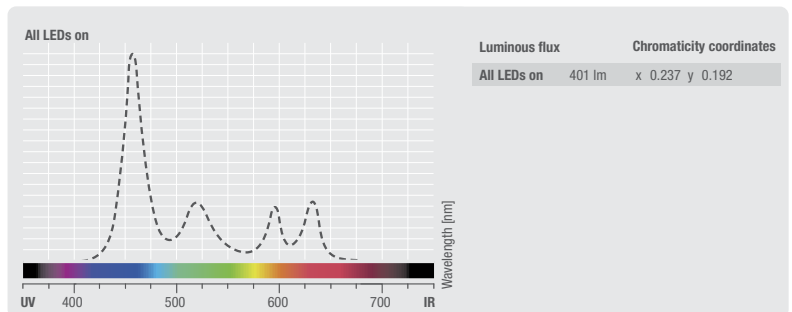
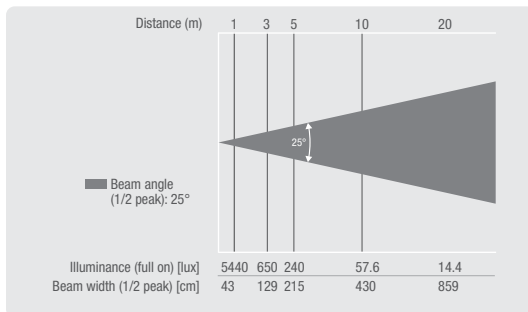
177 x 10 MM LED RGBA PAR LIGHT  
IN BLACK HOUSING



- ▶ Powerful 177 x 10 mm RGBA LEDs
- ▶ RGBA for warm, rich colour mixing
- ▶ Operated via DMX, in master/slave Mode or standalone Mode
- ▶ Integrated microphone for sound control
- ▶ Simple to operate using the four buttons and LED Display
- ▶ Double brackets included as standard
- ▶ Rugged compact aluminum housing



### PHOTOMETRICAL DATA



### SPECIFICATIONS

Product Number:	CLP64RGBA10BS
Product Type:	LED PAR Lighting
Type:	Indoor
Colour Spectrum:	RGBA
Number Of LEDs:	177
LED Type:	10 mm
Dispersion:	25 °
DMX Input / Output:	XLR 3-Pin Male / XLR 3-Pin Female
DMX Mode:	7 -Channel
DMX Functions:	Colour Fade, Master Dimmer, RGBA, Colour Jump, Strobe
Standalone Modes:	Colour Fade, Master / Slave Mode, Colour Change, Sound Control, Static Colour



Controls:	Enter, Mode, Value Up, Value Down
Indicators:	LED Display
Operating Voltage:	230 V AC
Power Consumption:	30 W
Power Connector:	Power Cord With Safety Plug (Type E / CEE 7/7)
Housing Material:	Aluminium
Cabinet Colour:	Black
Cooling:	Convection
Dimensions (W x H x L):	265 x 270 x 280 mm
Weight:	2.5 kg



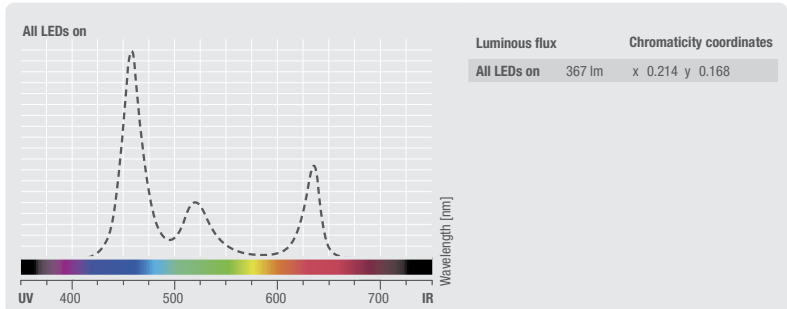
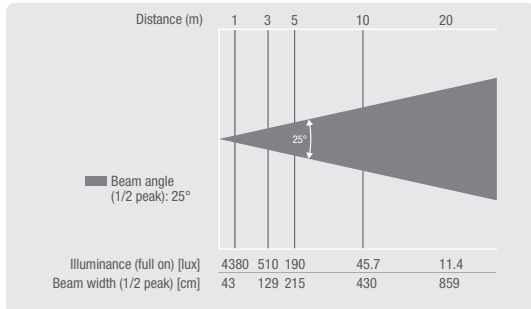
# PAR 64 CAN 10 BS / PS

183 x 10 MM LED RGB PAR LIGHT  
IN BLACK OR POLISHED HOUSING

- ▶ Powerful 183 x 10 mm RGB LEDs
- ▶ Low Power Consumption
- ▶ Operated via DMX, in master/slave Mode or standalone Mode
- ▶ Integrated microphone for sound control
- ▶ Simple to operate using the four buttons and LED Display
- ▶ Double brackets included as standard
- ▶ Rugged compact aluminum housing



## PHOTOMETRICAL DATA



## SPECIFICATIONS

Product Number:	CLP64RGB10BS / CLP64RGB10PS
Product Type:	LED PAR Lighting
Type:	Indoor
Colour Spectrum:	RGB
Number Of LEDs:	183
LED Type:	10 mm
Dispersion:	25 °
DMX Input / Output:	XLR 3-Pin Male / XLR 3-Pin Female
DMX Mode:	4, 6-Channel
DMX Functions:	Colour Fade, Master Dimmer, RGB, Colour Jump, Sound Control, Strobe

Standalone Modes:	Colour Fade, Colour Change, Master / Slave Mode, Sound Control, Static Colour
Controls:	Mode, Value Up, Value Down
Indicators:	LED Display
Operating Voltage:	230 V AC
Power Consumption:	30 W
Power Connector:	Power Cord With Safety Plug (Type E / CEE 7/7)
Housing Material:	Aluminium
Cabinet Colour:	Black / Polished
Cooling:	Convection
Dimensions (W x H x L):	265 x 270 x 280 mm
Weight:	2.3 kg






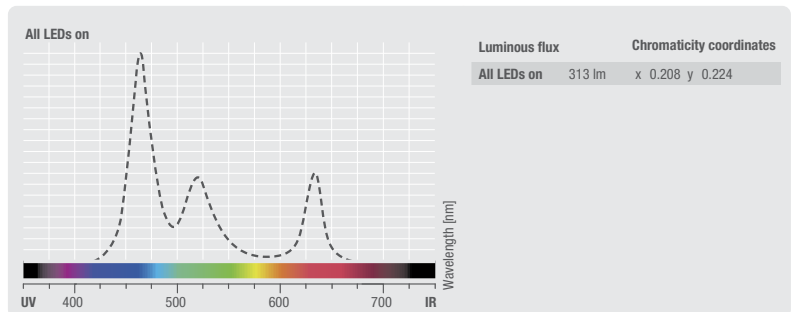
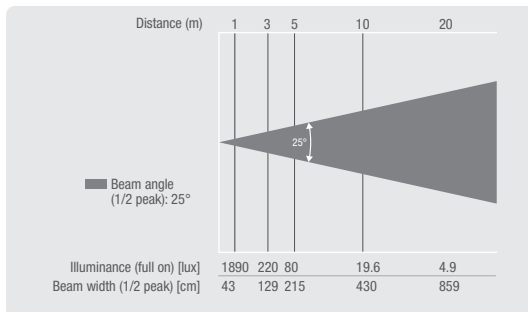
## PAR 56 CAN RGB 05 BS / PS

151 x 5 MM LED RGB PAR LIGHT  
IN BLACK OR POLISHED HOUSING

- ▶ 151 powerful RGB LEDs
- ▶ Low Power Consumption
- ▶ Operated via DMX, in master/slave Mode or standalone Mode
- ▶ Integrated microphone for sound control
- ▶ Simple to operate using the three buttons and LED Display
- ▶ Rugged compact aluminum housing




### PHOTOMETRICAL DATA



### SPECIFICATIONS

Product Number:	CLP56RGB05BS / CLP56RGB05PS
Product Type:	LED PAR Lighting
Type:	Indoor
Colour Spectrum:	RGB
Number Of LEDs:	151 (51 x Red, 49 x Green, 51 x Blue)
LED Type:	5 mm
Dispersion:	25 °
DMX Input / Output:	XLR 3-Pin Male / XLR 3-Pin Female
DMX Mode:	4, 6-Channel
DMX Functions:	Colour Fade, Master Dimmer, RGB, Colour Jump, Sound Control, Strobe

Standalone Modes:	Colour Fade, Colour Change, Master / Slave Mode, Sound Control, Static Colour
Controls:	Mode, Value Up, Value Down
Indicators:	LED Display
Operating Voltage:	230 V AC
Power Consumption:	20 W
Power Connector:	Power Cord With Safety Plug (Type E / CEE 7/7)
Housing Material:	Aluminium
Cabinet Colour:	Black / Polished
Cooling:	Convection
Dimensions (W x H x L):	170 x 170 x 169 mm
Weight:	1.5 kg



# LED FLAT PARS

If you are used to the classic shape of PAR headlights, you will be surprised to find this version with slender design and low weight, easily to transport and flexibly to use. Compared with common light bulbs, the LED PAR Flat's LEDs are two to three times more efficient. They are extremely durable, they consume very little energy and therefore, they are the perfect choice. Discotheques, events, light shows – these are only some of the locations where LED PAR Flats are a typical choice. With an LED PAR Flat you will not be without light all of a sudden. After many years, their brightness might decrease, but you will probably not see the day when they finally go out. Another advantage of the LED PAR Flat is that they release very little heat.



Optional IR remote control



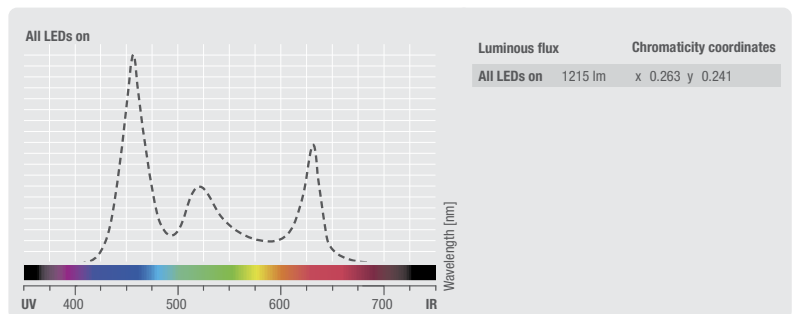
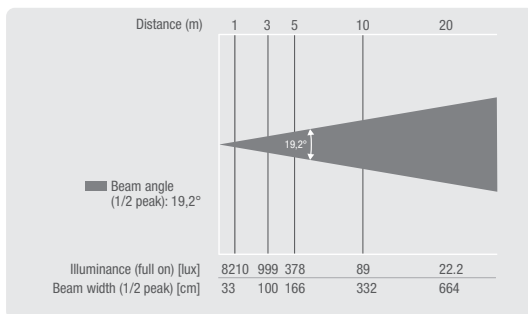
# FLAT PAR 1 RGBW IR / WH

7 x 4 W HIGH-POWER FLAT RGBW LED PAR LIGHT  
IN BLACK OR WHITE HOUSING WITH IR REMOTE CONTROL OPTION

## FEATURES

- ▶ High-power 7 x 4 W quad-color LED Flat Par Can
- ▶ Superb RGBW colour mixing
- ▶ Lens optimized for uniform light intensity
- ▶ Infrared remote control option
- ▶ Low Power Consumption
- ▶ 6 DMX Modes, master, slave and standalone operation plus IR remote option
- ▶ DMX and IEC power in and out for daisy chaining up to 10 units
- ▶ Built-in microphone for sound activation
- ▶ 4-button LED Display for intuitive configuration
- ▶ Flat, compact ABS housing
- ▶ Twin brackets included

## PHOTOMETRICAL DATA



## SPECIFICATIONS

Product Number:	CLPFLAT1RGBWIR / CLPFLAT1RGBWIRWH
Product Type:	LED PAR Lighting
Type:	Indoor
Colour Spectrum:	RGBW
Number Of LEDs:	7
LED Type:	4 W
Refresh Rate:	4,000 Hz
Dispersion:	19°
DMX Input / Output:	XLR 3-Pin Male / XLR 3-Pin Female
DMX Mode:	2, 4, 8-Channel, 3 Ch-1, 3 Ch-2, 3 Ch-3
DMX Functions:	Colour Fade, Master Dimmer, Strobe, Colour Jump, Colour Macro, RGBW, Sound Control
Standalone Modes:	Colour Jump, Colour Macro, Colour Fade, Master / Slave Mode, Sound Control, Static Colour, Strobe

Controls:	Enter, Mode, Value Up, Value Down
Indicators:	LED Display
Operating Voltage:	100 V AC - 240 V AC, 50 - 60 Hz
Power Consumption:	35 W
Power Connector:	IEC Power Input And Output
Housing Material:	ABS Plastic
Cabinet Colour:	Black / White
Cooling:	Convection
Illuminance:	8,200 lx @ 1m
Dimensions (W x H x L):	180 x 175 x 115 mm
Weight:	1.2 kg



Optional IR remote control



Also available as set in black or white

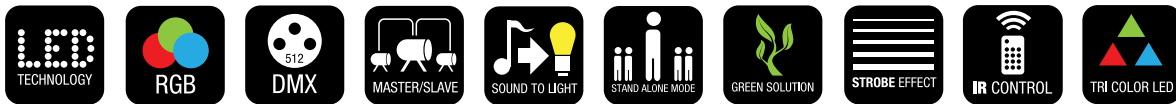
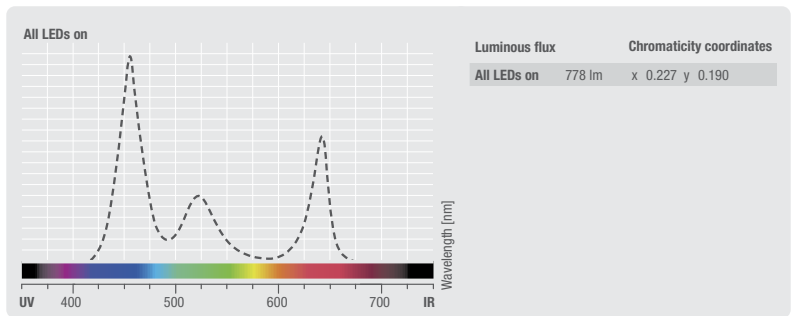
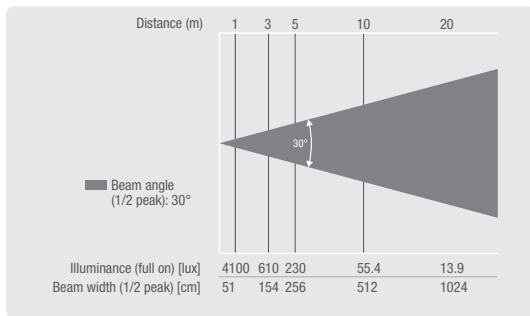
# FLAT PAR CAN TRI 3W IR / WH

7 x 3 W HIGH POWER TRI COLOUR FLAT LED RGB PAR LIGHT IN BLACK OR WHITE HOUSING

## FEATURES

- ▶ With IR-remote control capability
- ▶ Low Power Consumption
- ▶ Power in / out for daisy chaining up to 10 units
- ▶ Operated via DMX, in master/slave Mode or standalone Mode or optional IR-remote
- ▶ Integrated microphone for sound control
- ▶ Simple to operate using the four buttons and LED Display
- ▶ Double brackets included as standard
- ▶ Flat and compact ABS housing

## PHOTOMETRICAL DATA




## SPECIFICATIONS

Product Number:	CLPFLAT1TRI3WIR / CLPFLAT1TRI3WIRWH
Product Type:	LED PAR Lighting
Type:	Indoor
Colour Spectrum:	RGB
Number Of LEDs:	7
LED Type:	3 W TRI Colour
Dispersion:	30 °
DMX Input / Output:	XLR 3-Pin Male / XLR 3-Pin Female
DMX Mode:	3 Ch-1, 3 Ch-2, 2, 6-Channel
DMX Functions:	Colour Fade, Master Dimmer, Strobe, Colour Jump, RGBW, Sound Control
Standalone Modes:	Colour Jump, Colour Macro, Colour Fade, Master / Slave Mode, Sound Control, Static Colour

Controls:	Enter, Mode, Value Up, Value Down
Indicators:	LED Display
Operating Voltage:	100 V AC - 240 V AC, 50 - 60 Hz
Power Consumption:	25 W
Power Connector:	IEC Power Connector Female / Male
Housing Material:	ABS Plastic
Cabinet Colour:	Black / White
Cooling:	Convection
Illuminance:	4,100 lx @ 1m
Dimensions (W x H x L):	180 x 175 x 115 mm
Weight:	1.2 kg



Optional IR remote control



also available as set with IR remote



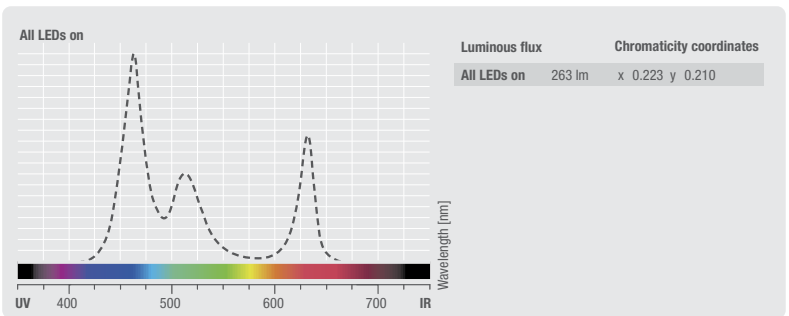
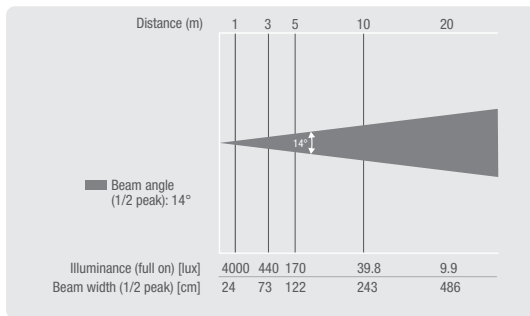
# FLAT PAR CAN RGB 10 IR / WH

144 x 10 MM FLAT LED RGB PAR SPOT LIGHT  
IN BLACK OR WHITE HOUSING WITH IR-REMOTE CONTROL CAPABILITY

## FEATURES

- ▶ Extremely bright Spotlight in a flat and lightweight ABS housing
- ▶ Optional IR-Remote available (CLPFLAT1REMOTE)
- ▶ Very low Power Consumption
- ▶ Power in / out for daisy chaining up to 10 units

## PHOTOMETRICAL DATA



## SPECIFICATIONS

Product Number:	CLPFLAT1RGB10IR / CLPFLAT1RGB10IRSET1 / CLPFLAT1RGB10IRWH
Product Type:	LED PAR Lighting
Type:	Indoor
Colour Spectrum:	RGB
Number Of LEDs:	144 (48 x Red, 48 x Green, 48 x Blue)
LED Type:	10 mm
Dispersion:	14 °
DMX Input / Output:	XLR 3-Pin male / XLR 3-Pin Female
DMX Mode:	3 Ch-1, 3 Ch-2, 2, 6-Channel
DMX Functions:	Colour Fade, Master Dimmer, Strobe, Colour Jump, RGB
Standalone Modes:	Colour Jump, Colour Macro, Colour Fade, Master / Slave Mode, Sound Control, Static Colour

Controls:	Enter, Mode, Value Up, Value Down
Indicators:	LED Display
Operating Voltage:	110 V AC - 240 V AC / 50 – 60 Hz
Power Consumption:	15 W
Power Connector:	IEC Power Connector
Housing Material:	ABS Plastic
Cabinet Colour:	Black / White
Cooling:	Convection
Illuminance:	4,000 lx @ 1m
Dimensions (W x H x L):	176 x 180 x 113 mm
Weight:	1.2 kg
Features:	IR Remote Control Optional



## FLAT PAR CAN 7 x 3W UV IR / WH

7 x 3 W HIGH POWER FLAT LED UV PAR LIGHT IN BLACK OR WHITE HOUSING



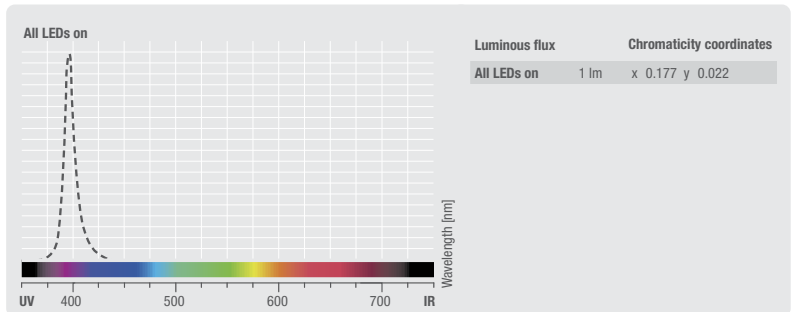
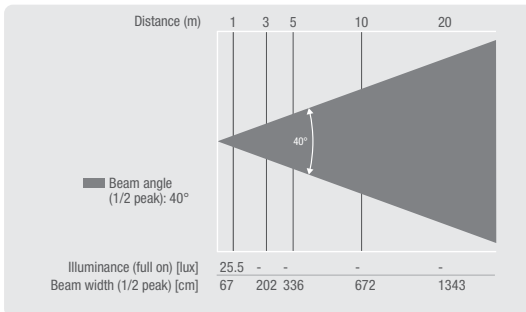
Optional IR remote control



- ▶ Infrared remote control capability
- ▶ Low Power Consumption
- ▶ DMX and IEC power in and out for daisy chaining up to 10 units
- ▶ 3 DMX Modes, master, slave and standalone operation plus IR remote option
- ▶ 4-button LED Display for intuitive configuration
- ▶ Twin brackets included as standard
- ▶ Flat, compact ABS housing



### PHOTOMETRICAL DATA




### SPECIFICATIONS

Product Number:	CLPFLAT1UVIR / CLPFLAT1UVIRWH
Product Type:	LED PAR Lighting
Type:	Indoor
Colour Spectrum:	UV
Number Of LEDs:	7
LED Type:	3 W
Dispersion:	40 °
DMX Input / Output:	XLR 3-Pin Male / XLR 3-Pin Female
DMX Mode:	1, 2, 3-Channel
DMX Functions:	Master Dimmer, Strobe

Standalone Modes:	Master / Slave Mode, Static Colour, Colour Change, Strobe
Controls:	Mode, Value Up, Value Down
Indicators:	LED Display
Operating Voltage:	100 V AC - 240 V AC, 50 - 60 Hz
Power Consumption:	20 W
Power Connector:	IEC Power Connector Male / Female
Housing Material:	ABS Plastic
Cabinet Colour:	Black / White
Cooling:	Convection
Dimensions (W x H x L):	180 x 175 x 115 mm
Weight:	1.2 kg



Optional IR remote control



# FLAT 1 TW IR / FLAT 1 TW IR WH

7 x 4 W HIGH-POWER FLAT TUNABLE WHITE LED PAR LIGHT  
IN BLACK HOUSING WITH IR REMOTE CONTROL OPTION

## FEATURES

- ▶ High-power 7 x 4 W tunable white LED flat PAR can
- ▶ White colour temperature variable from 3,400 - 7,000 K
- ▶ Lens optimized for uniform light intensity
- ▶ Dimming with 4 selectable curves and halogen lamp-like or LED response
- ▶ 20 Hz high-speed strobe
- ▶ 4 DMX, automatic and sound control modes plus optional IR remote
- ▶ DMX and IEC power in and out for daisy chaining up to 10 units
- ▶ 4-button LED display for intuitive configuration
- ▶ Flat, compact ABS housing
- ▶ Low power consumption
- ▶ Twin brackets included



## SPECIFICATIONS

Product Number:	CLPFLAT1TWIR / CLPFLAT1TWRWH
Product Type:	LED PAR Lighting
Type:	Indoor
Colour Spectrum:	Warm White/Cold White
Number Of LEDs:	7
LED Type:	4 W
Refresh rate:	3000Hz
Dispersion:	25 °
DMX Input / Output:	XLR 3-Pin male / XLR 3-Pin Female
DMX Mode:	2-Channel, 1-Channel, 7-Channel, 3-Channel
DMX Functions:	Dimmer, CW, Color Temperature (17 Presets), WW, strobe, Dimmer Response, Dimmer Curve (8 Presets)
Standalone Modes:	WW, Strobe, CW, Color Temperature (17 Presets)

Controls:	Enter, Mode, Value Up, Value Down
Indicators:	LED Display
Operating Voltage:	110 V AC - 240 V AC / 50 – 60 Hz
Power Consumption:	22 W
Power Connector:	IEC Power Connector
Housing Material:	ABS Plastic
Cabinet Colour:	Black / White
Cooling:	Convection
Illuminance:	6,000 lx @ 1m
Dimensions (W x H x L):	175 x 180 x 115 mm
Weight:	1.2 kg
Features:	IR Remote Control Optional



# **LED STUDIO PAR CANS**

The PAR lights thought further – that is the LED Studio PAR. LED PAR lights are extremely durable, consume very little energy and do not pollute the environment too much. Studios in which one part of the headlight is fixed are a common location for the LED Studio PAR. You can use them not only in photo studios or exhibitions - they are also the right choice for theatres and museums. The LED Studio PAR with a double bracket can also be used on the floor.





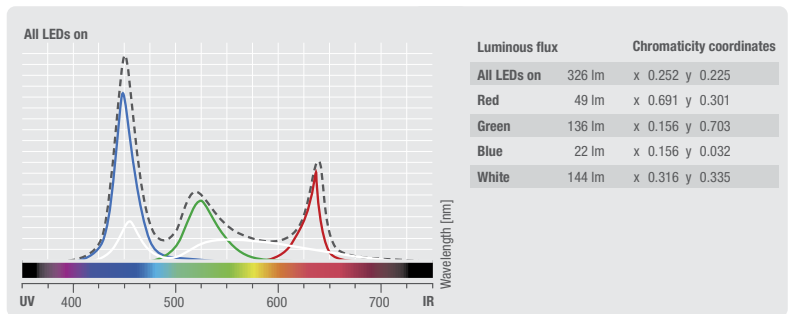
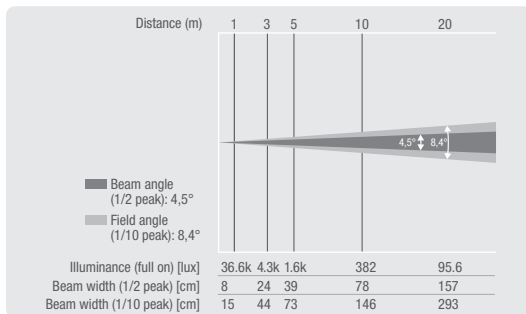
## Q-SPOT 15 RGBW / WH

COMPACT SPOT LIGHT WITH 15W RGBW LED  
IN BLACK OR WHITE HOUSING

### FEATURES

- ▶ Compact LED spot light with single 15 watt quad LED
- ▶ 2 additional lenses for Beam Angles of 4.5°, 10° or 25°
- ▶ RDM capable
- ▶ 16-bit technology for high definition colours and ultra smooth dimming
- ▶ Flicker free, ideal for motion picture and TV applications
- ▶ Colour Temperature correction
- ▶ 4 high resolution dimming curves with adjustable response
- ▶ 5 Modes of DMX control, sound activation plus master, slave and standalone capability
- ▶ Infrared remote control included
- ▶ 4-button OLED Display for easy configuration
- ▶ convection cooling for noise-free performance


### PHOTOMETRICAL DATA



### SPECIFICATIONS

Product Number:	CLQS15RGBW / CLQS15RGBWWH
Product Type:	LED PAR Lighting
Type:	Indoor, PAR56
Colour Spectrum:	RGBW
Number Of LEDs:	1
LED Type:	15 W
Refresh Rate:	3,600 Hz
High Speed Strobe:	20 Hz
Dispersion:	10°, 25°, 4.5°
DMX Input / Output:	XLR 3-Pin Male / XLR 3-Pin Female
DMX Mode:	2, 4, 9-Channel, 3 Ch-1, 3 Ch-2
DMX Functions:	Colour Macro, Master Dimmer, RGBW, Colour Jump, Sound Control, Strobe

Standalone Modes:	Master / Slave Mode, Sound Control, Auto Run, Colour Fade, Colour Jump, Colour Macro
Controls:	Enter, Mode, Value Up, Value Down
Indicators:	OLED Display
Operating Voltage:	100 V AC - 240 V AC, 50 - 60 Hz
Power Consumption:	18 W
Power Connector:	Blue and white power I / O
Housing Material:	Metal
Cabinet Colour:	Black / White
Cooling:	Convection
Illuminance:	24,000 lx @ 1 m
Dimensions (W x H x L):	89 x 89 x 172 mm
Weight:	1.2 kg



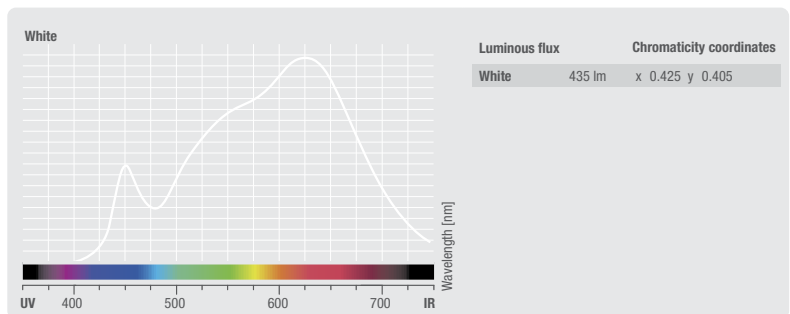
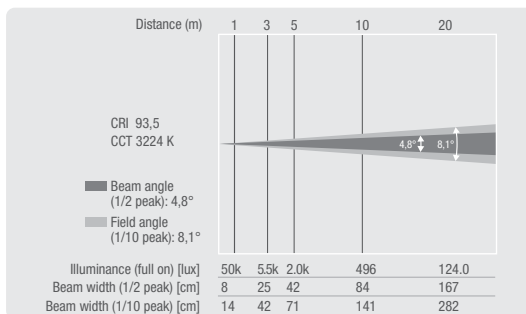
## Q-SPOT 15 W / WH

COMPACT SPOT LIGHT WITH 15W WARM WHITE LED IN BLACK OR WHITE HOUSING

### FEATURES

- ▶ 4 high resolution dimming curves with adjustable response
- ▶ 3-Channel DMX control, sound activation plus master, slave and standalone capability
- ▶ 4-button OLED Display for easy configuration
- ▶ Convection cooling for noise-free performance
- ▶ Includes handheld for convenient infrared remote control
- ▶ Compact spot light with single high-power 15 watt Warm White LED
- ▶ 3 lenses for Beam Angles of 4.5°, 10° or 25°
- ▶ RDM capable
- ▶ 16-bit technology for ultra smooth dimming
- ▶ Flicker free, ideal for motion picture and TV applications

### PHOTOMETRICAL DATA



### SPECIFICATIONS

Product Number:	CLQS15W / CLQS15WWH
Product Type:	LED PAR Lighting
Type:	Indoor
Colour Spectrum:	Warm White
Number Of LEDs:	1
LED Type:	15 W
Refresh Rate:	3,600 Hz
High Speed Strobe:	20 Hz
Dispersion:	4.5°, 25°, 10°
DMX Input / Output:	XLR 3-Pin Male / XLR 3-Pin Female
DMX Mode:	3-Channel
DMX Functions:	Master Dimmer, Sound Control, Strobe
Standalone Modes:	Master / Slave Mode, Sound Control

Controls:	Enter, Mode, Value Up, Value Down
Indicators:	OLED Display
Operating Voltage:	100 V AC - 240 V AC, 50 - 60 Hz
Power Consumption:	18 W
Power Connector:	Blue and white power I / O
Housing Material:	Metal
Cabinet Colour:	Black / White
Cooling:	Convection
Illuminance:	5,500 lx @ 1 m
Luminous Flux:	435 lm
CRI:	94
Dimensions (W x H x L):	89 x 89 x 172 mm
Weight:	1.2 kg



Optional IR remote control



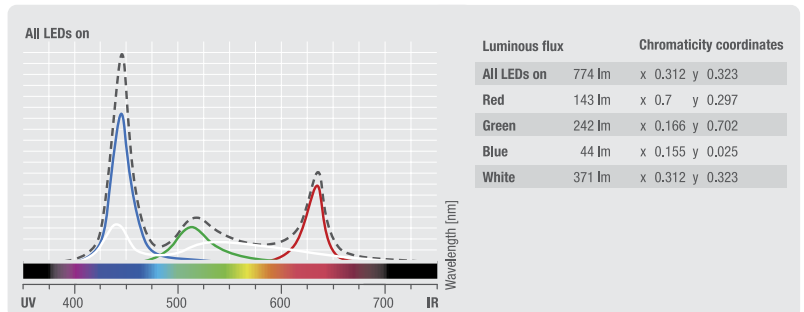
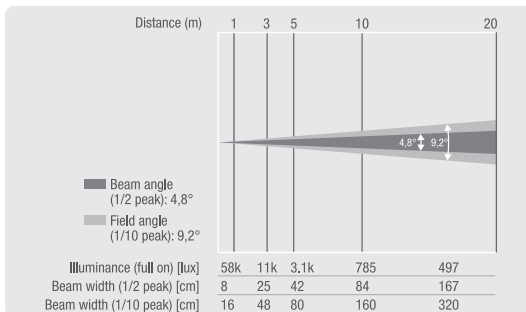
## Q-SPOT 40 RGBW

COMPACT SPOT LIGHT  
WITH 40W RGBW LED IN BLACK HOUSING

### FEATURES

- ▶ Compact spotlight with single 40W Osram quad LED
- ▶ Custom lens with 4.5° beam spread for uniform light intensity
- ▶ Includes 2 replacement lenses for 10° or 25° beamangles
- ▶ RDM enabled
- ▶ 16-bit technology for highdefinition colours and ultra smooth dimming
- ▶ Flickerfree, ideal for motion picture and TV applications
- ▶ Colour temperature correction
- ▶ 4 high resolution dimming curves with adjustable response
- ▶ 5 modes of DMXcontrol, sound activation plus master, slave and standalone capability
- ▶ Infrared remote control available as accessory
- ▶ 4-button OLED display for easy configuration
- ▶ Convection cooling for noiseless performance

### PHOTOMETRICAL DATA



### SPECIFICATIONS

Product Number:	CLQS40RGBW / CLQS40RGBWWH
Product Type:	LED PAR Lighting
Type:	Indoor
Colour Spectrum:	RGBW
Number Of LEDs:	1
LED Type:	40 W
Refresh Rate:	3,600 Hz
High Speed Strobe:	1 - 20 Hz
Dispersion:	25°, 10°, 4.5°
DMX Input / Output:	XLR 3-Pin Male / XLR 3-Pin Female
DMX Mode:	3-Channel 1, 2-Channel, 3-Channel 2, 4- Channel, 9-Channel
DMX Functions:	Master Dimmer, RGBW, Sound Control, Strobe, Colour Jump, Colour Macro

Standalone Modes:	Auto Run, Master / Slave Mode, Colour Fade, Colour Jump, Colour Macro, Sound Control
Controls:	Enter, Mode, Value Up, Value Down
Indicators:	OLED Display
Operating Voltage:	100 V AC - 240 V AC, 50 - 60 Hz
Power Consumption:	55 W
Power Connector:	Blue Power Twist male
Housing Material:	Metal
Cabinet Colour:	Black / White
Cooling:	Convection
Illuminance:	8900lx @ 3m, 58000lx @ 1m
Luminous Flux:	780 lm
Dimensions (W x H x L):	220 x 230 x 220 mm
Weight:	2.1 kg



Optional IR remote control



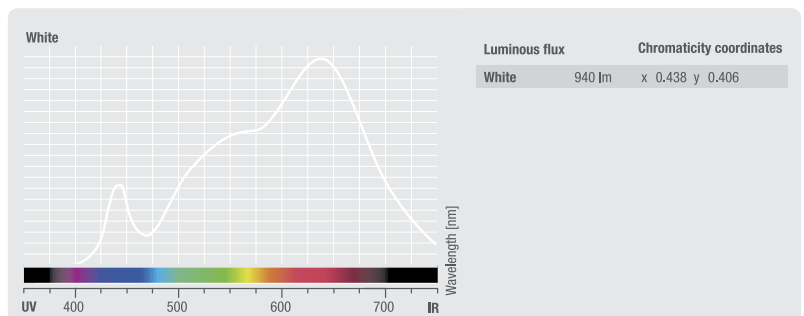
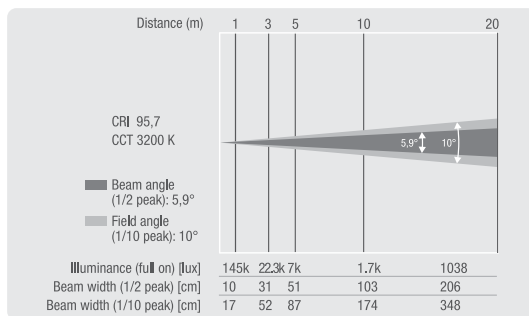
## Q-SPOT 40 WW

COMPACT SPOT LIGHT  
WITH 40W WARM WHITE LED IN BLACK HOUSING

### FEATURES

- ▶ Compact spotlight with single 40W warm white LED
- ▶ Custom lens with 4.5° beam spread for uniform light intensity
- ▶ Includes 2 replacement lenses for 10° or 25° beamangles
- ▶ RDM enabled
- ▶ 16-bit technology for highdefinition colours and ultra smooth dimming
- ▶ Flickerfree, ideal for motion picture and TV applications
- ▶ 3,000 K color temperature
- ▶ 4 high resolution dimming curves with adjustable response
- ▶ DMX control, sound activation plus master, slave and standalone capability
- ▶ Infrared remote control available as accessory
- ▶ 4-button OLED display for easy configuration
- ▶ Convection cooling for noiseless performance

### PHOTOMETRICAL DATA




### SPECIFICATIONS

Product Number:	CLQS40WW / CLQS40WWWH
Product Type:	LED PAR Lighting
Type:	Indoor
Colour Spectrum:	Warm White
Number Of LEDs:	1
LED Type:	40 W
Refresh Rate:	3,600 Hz
High Speed Strobe:	1 - 20 Hz
Dispersion:	15°, 10°, 4.5°
DMX Input / Output:	XLR 3-Pin Male / XLR 3-Pin Female
DMX Mode:	3-Channel
DMX Functions:	Master Dimmer, Sound Control, Strobe
Standalone Modes:	Master / Slave Mode, Sound Control

Controls:	Enter, Mode, Value Up, Value Down
Indicators:	OLED Display
Operating Voltage:	100 V AC - 240 V AC, 50 - 60 Hz
Power Consumption:	55 W
Power Connector:	Blue Power Twist Male
Housing Material:	Metal
Cabinet Colour:	Black / White
Cooling:	Convection
Illuminance:	71000lx @ 1m, 11300lx @ 3m
Luminous Flux:	940 lm
Dimensions (W x H x L):	220 x 230 x 220 mm
Weight:	2.75 kg



Optional IR remote control





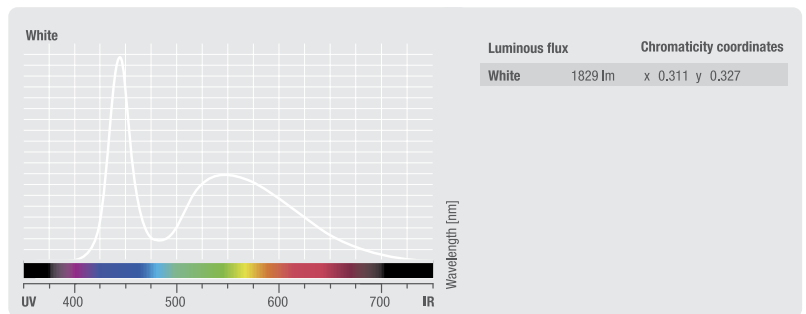
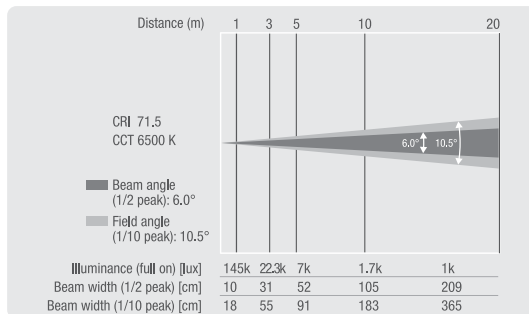
## Q-SPOT 40 CW

COMPACT SPOT LIGHT  
WITH 40W COLD WHITE LED IN BLACK HOUSING

### FEATURES

- ▶ Compact spotlight with single 40W cold white LED
- ▶ Custom lens with 4.5° beam spread for uniform light intensity
- ▶ Includes 2 replacement lenses for 10° or 25° beamangles
- ▶ RDM enabled
- ▶ 16-bit technology for highdefinition colours and ultra smooth dimming
- ▶ Flickerfree, ideal for motion picture and TV applications
- ▶ 6,500 K colour temperature
- ▶ 4 high resolution dimming curves with adjustable response
- ▶ DMX control, sound activation plus master, slave and standalone capability
- ▶ Infrared remote control available as accessory
- ▶ 4-button OLED display for easy configuration
- ▶ Convection cooling for noiseless performance

### PHOTOMETRICAL DATA




### SPECIFICATIONS

Product Number:	CLQS40CW / CLQS40CWWH
Product Type:	LED PAR Lighting
Type:	Indoor
Colour Spectrum:	Cold White
Number Of LEDs:	1
LED Type:	40 W
Refresh Rate:	3,600 Hz
High Speed Strobe:	1 - 20 Hz
Dispersion:	15°, 10°, 4.5°
DMX Input / Output:	XLR 3-Pin Male / XLR 3-Pin Female
DMX Mode:	3-Channel
DMX Functions:	Master Dimmer, Sound Control, Strobe
Standalone Modes:	Master / Slave Mode, Sound Control

Controls:	Enter, Mode, Value Up, Value Down
Indicators:	OLED Display
Operating Voltage:	100 V AC - 240 V AC, 50 - 60 Hz
Power Consumption:	55 W
Power Connector:	Blue Power Twist Male
Housing Material:	Metal
Cabinet Colour:	Black / White
Cooling:	Convection
Illuminance:	145000lx @ 1m
Luminous Flux:	1829 lm
Dimensions (W x H x L):	220 x 230 x 220 mm
Weight:	2.75 kg



Optional IR remote control



## Q-SPOT 40 TW

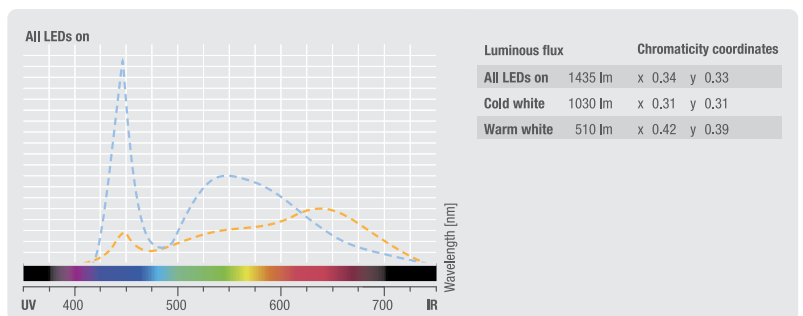
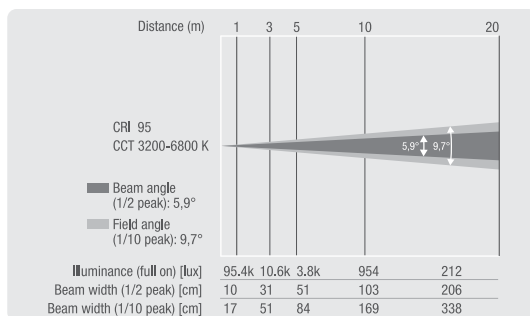
COMPACT SPOT LIGHT  
WITH 40W TUNABLE WHITE LED IN BLACK HOUSING

NEW

### FEATURES

- ▶ Compact spotlight with single 40W tunable LED
- ▶ Custom lens with 4.5° beam spread for uniform light intensity
- ▶ Includes 2 replacement lenses for 10° or 25° beamangles
- ▶ RDM enabled
- ▶ 16-bit technology for highdefinition colours and ultra smooth dimming
- ▶ Flickerfree, ideal for motion picture and TV applications
- ▶ 3200 - 6800 K colour temperature
- ▶ 4 high resolution dimming curves with adjustable response
- ▶ DMX control, sound activation plus master, slave and standalone capability
- ▶ Infrared remote control available as accessory
- ▶ 4-button OLED display for easy configuration
- ▶ Convection cooling for noiseless performance

### PHOTOMETRICAL DATA



### SPECIFICATIONS

Product Number:	CLQS40TW / CLQS40TWWH
Product Type:	LED PAR Lighting
Type:	Indoor
Colour Spectrum:	Warm White / Cold White
Number Of LEDs:	1
LED Type:	40 W
Refresh Rate:	3,600 Hz
High Speed Strobe:	1 - 20 Hz
Dispersion:	25°, 10°, 4,5°
DMX Input / Output:	XLR 3-Pin Male / XLR 3-Pin Female
DMX Mode:	1-Channel, 3-Channel 1, 2-Channel, 3-Channel 2, 7-Channel
DMX Functions:	Cold-white Dimmer, Colour Temperature Correction, Dimmer Curve, Master Dimmer, Strobe, Warm-White Dimmer
Standalone Modes:	Master / Slave Mode, Sound Control

Controls:	Enter, Mode, Value Up, Value Down
Indicators:	OLED Display
Operating Voltage:	100 V AC - 240 V AC, 50 - 60 Hz
Power Consumption:	55 W
Power Connector:	Blue Power Twist Male
Housing Material:	Metal
Cabinet Colour:	Black / White
Cooling:	Convection
Illuminance:	95400lx @ 1m
Luminous Flux:	1435 lm
Dimensions (W x H x L):	220 x 230 x 220 mm
Weight:	2,75 kg



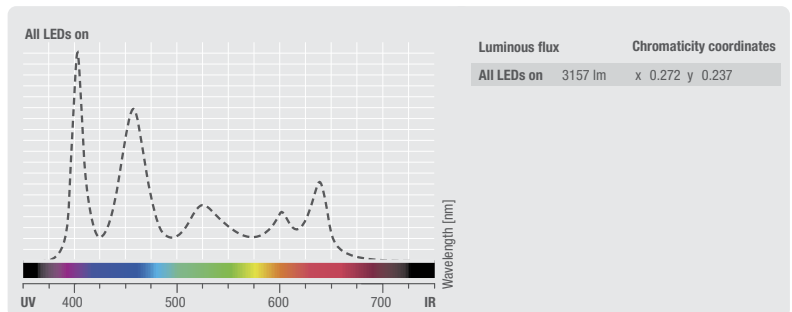
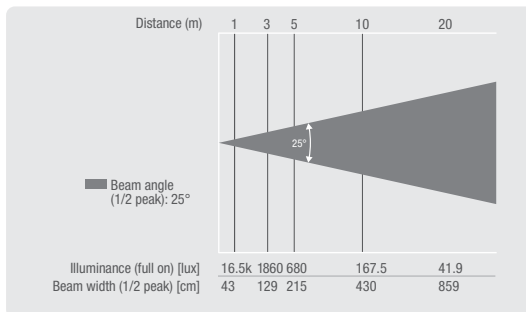
## STUDIO PAR 64 CAN RGBWA + UV 12 W / WH

12 x 12W QUAD COLOUR LED RGBWA+UV  
PAR LIGHT IN BLACK OR WHITE HOUSING

### FEATURES

- ▶ 12 x 12 W Ultra High Power RGBWA+UV LEDs
- ▶ Highest flexibility for perfect mixing of solid and pastel colours to warm rich colours and ultra violet
- ▶ Flicker Free with a Refresh Rate of 3000Hz
- ▶ Operation via DMX, in Master/Slave Mode or as a single projector
- ▶ 5 DMX Modes for flexible operation
- ▶ Built-in microphone for sound-control Mode
- ▶ Simple to operate using the four buttons and LC-display
- ▶ Original Neutrik PowerCON In- and Outputs
- ▶ Sturdy metal housing with double brackets

### PHOTOMETRICAL DATA



### SPECIFICATIONS

Product Number:	CLPST64RGBWAU12W / CLPST64RGBWAU12WWH
Product Type:	LED PAR Lighting
Type:	Indoor
Colour Spectrum:	RGBWA+UV
Number Of LEDs:	12
LED Type:	12 W 6 in 1 colour
Refresh Rate:	3,000 Hz
Dispersion:	25°
DMX Input / Output:	XLR 3-Pin Male / XLR 3-Pin Female
DMX Mode:	3 Ch-1, 3 Ch-2, 2, 6, 9-Channel
DMX Functions:	Colour Fade, Colour Jump, Strobe, RGBW+UV, Sound Control
Standalone Modes:	Colour Macro, Sound Control, Strobe, Colour Jump, Colour Fade, Master / Slave Mode, Static Colour

Controls:	Enter, Mode, Value Up, Value Down
Indicators:	Backlit LCD
Operating Voltage:	100 V AC - 240 V AC, 50 - 60 Hz
Power Consumption:	110 W
Power Connector:	Neutrik PowerCON
Housing Material:	Metal
Cabinet Colour:	Black / White
Cooling:	Fan
Fuse:	F2AL / 250 V
Dimensions (W x H x L):	130 x 220 x 255 mm (Dimensions without mounting bracket)
Weight:	4.9 kg
Features:	1m Power Cable With Neutrik PowerCON And Safety Plug Included, Double Bracket Included



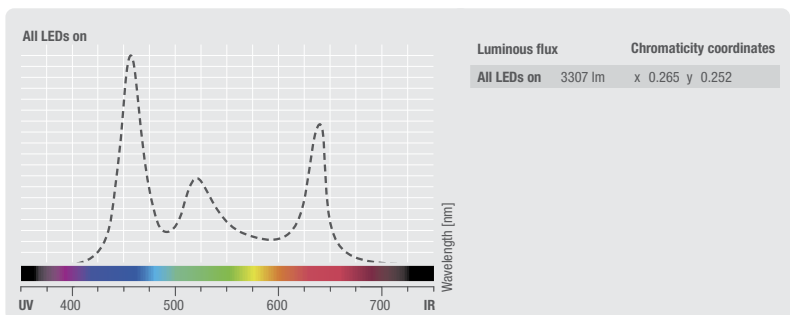
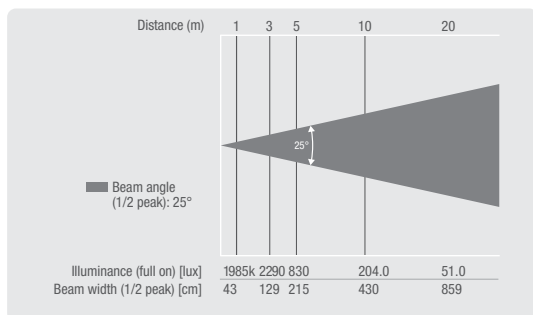
# STUDIO PAR 64 CAN Q 8W

18 x 8W QUAD COLOUR LED RGBW PAR LIGHT IN BLACK HOUSING

- ▶ 18 x 8 W Ultra High Power QUAD RGBW LEDs
- ▶ RGBW for perfect mixing of solid and pastel colours
- ▶ Operated via DMX, in master/slave mode or standalone mode
- ▶ Integrated microphone for sound control mode
- ▶ Simple to operate using the four buttons and LED display
- ▶ Double brackets included as standard
- ▶ Sturdy metal housing



## PHOTOMETRICAL DATA



## SPECIFICATIONS

Product Number:	CLPST64Q8W
Product Type:	LED PAR Lighting
Type:	Indoor
Colour Spectrum:	RGBW
Number Of LEDs:	18
LED Type:	8 W QUAD Colour
Refresh Rate:	5,000 Hz
Dispersion:	25°
DMX Input / Output:	XLR 3-Pin Male / XLR 3-Pin Female
DMX Mode:	2, 3, 4, 7-Channel
DMX Functions:	Colour Fade, Master Dimmer, Sound Control, Strobe,
Standalone Modes:	Colour Fade, Colour Jump, Master / Slave Mode, Sound Control, Static Colour

Controls:	Enter, Mode, Value Up, Value Down
Indicators:	LED Display
Operating Voltage:	110 V AC - 250 V AC
Power Consumption:	170 W
Power Connector:	Power Cord With Safety Plug (Type E / CEE 7/7)
Housing Material:	Metal
Cabinet Colour:	Black
Cooling:	Fan
Illuminance:	5,000 lx @ 1m / 12,000 lx (+/- 10%)
Dimensions (W x H x L):	130 x 220 x 255 mm
Weight:	4.9 kg



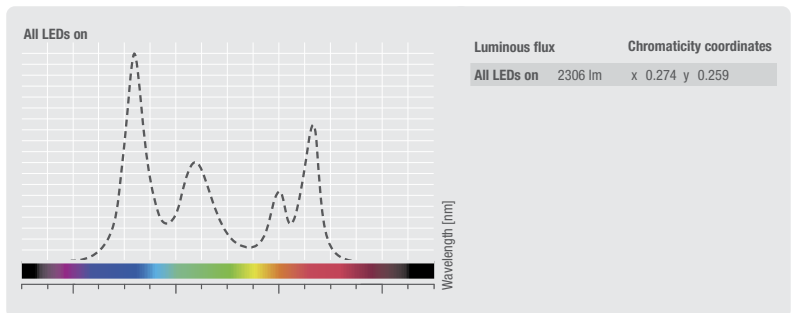
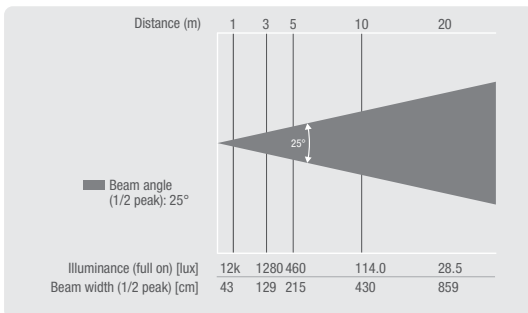
## STUDIO PAR 64 CAN RGB A Q 8W

18 x 8W QUAD COLOUR LED RGB A  
PAR LIGHT IN BLACK HOUSING

- ▶ 18 x 8 W Ultra High Power QUAD RGB A LEDs
- ▶ RGB A for warmer richer colours
- ▶ Operation via DMX, in Master/Slave mode or as a single projector
- ▶ Built-in microphone for sound-control mode
- ▶ Simple to operate using the four buttons and LED display
- ▶ Double bracket included
- ▶ Sturdy metal housing



### PHOTOMETRICAL DATA



### SPECIFICATIONS

Product Number:	CLPST64RGB AQ8W
Product Type:	LED PAR Lighting
Type:	Indoor
Colour Spectrum:	RGB A
Number Of LEDs:	18
LED Type:	8 W QUAD Colour
Refresh Rate:	5,000 Hz
Dispersion:	25°
DMX Input / Output:	XLR 3-Pin Male / XLR 3-Pin Female
DMX Mode:	3 Ch-1, 3 Ch-2, 2, 4, 7-Channel
DMX Functions:	Colour Fade, Master Dimmer, Sound Control, Strobe, Colour Jump, RGBW / RGB A
Standalone Modes:	Colour Fade, Colour Jump, Master / Slave Mode, Sound Control, Static Colour

Controls:	Enter, Mode, Value Up, Value Down
Indicators:	LED Display
Operating Voltage:	110 V AC - 250 V AC
Power Consumption:	170 W
Power Connector:	Power Cord With Safety Plug (Type E / CEE 7/7)
Housing Material:	Metal
Cabinet Colour:	Black
Cooling:	Fan
Illuminance:	12,000lx (+/- 10%)
Dimensions (W x H x L):	130 x 220 x 255 mm
Weight:	4.9 kg



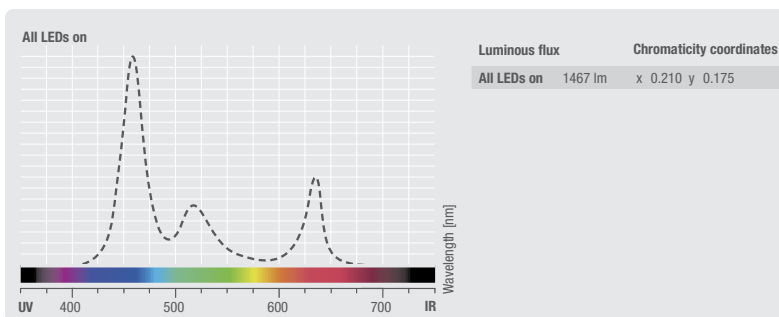
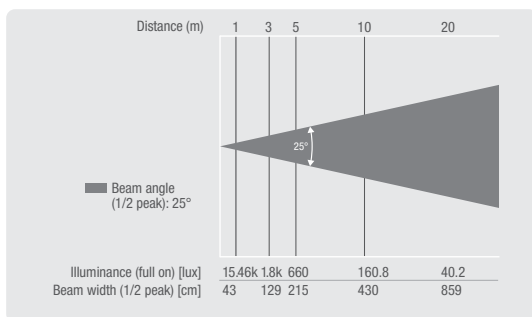
# STUDIO PAR 64 CAN TRI 3W

18 x 3 W TRI COLOUR LED RGB  
PAR LIGHT IN BLACK HOUSING

- ▶ 18 x 3 W High Power TRI RGB LEDs
- ▶ Low Power Consumption
- ▶ Operated via DMX, in master/slave Mode or standalone Mode
- ▶ Integrated microphone for sound control Mode
- ▶ Simple to operate using the four buttons and LED Display
- ▶ Sturdy metal housing



## PHOTOMETRICAL DATA



## SPECIFICATIONS

Product Number:	CLPST64TRI3W
Product Type:	LED PAR Lighting
Type:	Indoor
Colour Spectrum:	RGB
Number Of LEDs:	18
LED Type:	3 W TRI Colour
Dispersion:	25°
DMX Input / Output:	XLR 3-Pin Male / XLR 3-Pin Female
DMX Mode:	6-Channel
DMX Functions:	Colour Fade, Colour Jump, Master Dimmer, Strobe
Standalone Modes:	Static Colour, Colour Change, Colour Fade, Sound Control, Master / Slave Mode

Controls:	Mode, Value Up, Value Down, Enter
Indicators:	LED Display
Operating Voltage:	100 V AC - 250 V AC
Power Consumption:	60 W
Power Connector:	Power Cord With Safety Plug (Type E / CEE 7/7)
Housing Material:	Metal
Cabinet Colour:	Black
Cooling:	Fan
Dimensions (W x H x L):	230 x 220 x 260 mm
Weight:	4.9 kg



## STUDIO PAR DTW

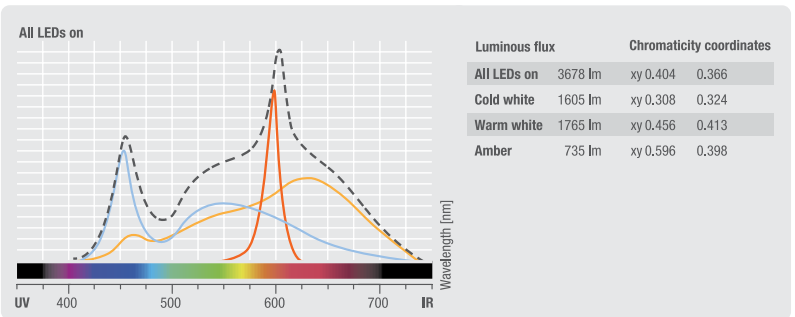
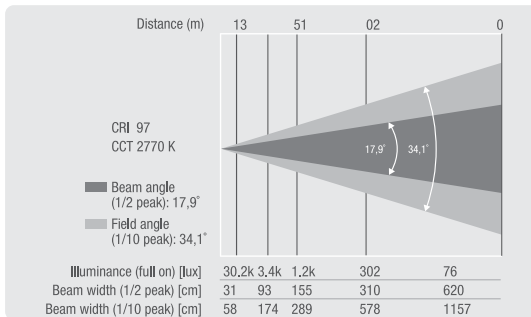
### 12 X 10 W DYNAMIC WHITE STUDIO PAR WITH DIM-TO-WARM CONTROL



- ▶ 12 x 10 watt Tri-LEDs 3-in-1 Cool White, Warm White and Amber
- ▶ Full white temperature control from Tungsten to CW (1,600 - 6,800 K)
- ▶ CRI 97 @ 2,800 K for natural colour rendering
- ▶ Dim-to-Warm (DTW) technology to emulate halogen-style dimming
- ▶ 4 Selectable 16-bit dimming curves
- ▶ Unique Sound-to-Light and stand-alone functions for retro lights looks
- ▶ RDM enabled
- ▶ 7 DMX modes plus sound activation
- ▶ Flicker free for use in TV and film applications



## PHOTOMETRICAL DATA



## SPECIFICATIONS

Product Number:	CLPSTDTW
Product Type:	Studio PAR 64
Type:	Indoor
Colour Spectrum:	Warm White, Amber, Cold White
Number Of LEDs:	12
LED Type:	10 W
Refresh Rate:	3,000 Hz
Dispersion:	18°, 34° (without Diffusor)
DMX Input / Output:	XLR 3-Pin Male / XLR 3-Pin Female
DMX Mode:	13-Channel, 1-Channel, 3-Channel Sound To Light, 9-Channel, 2-Channel, 3-Channel CCT, 3-Channel DIR
DMX Functions:	Color Temperature, Strobe (incl. Random), Colour Macro, Device Settings, Dimmer, Sound to Light

Standalone Modes:	Master / Slave Mode, Static
Controls:	Mode, Value Up, Value Down, Enter
Indicators:	LED Display
Operating Voltage:	100 V AC - 240 V AC, 50 - 60 Hz
Power Consumption:	130 W
Power Connector:	Neutrik powerCON IN / OUT
Housing Material:	Metal
Cabinet Colour:	Black
Cooling:	Temperature-Controlled Fan
Luminous Flux:	3680 lm
Dimensions (W x H x L):	220 x 230 x 255 mm (Excluding Mounting Bracket)
Weight:	4.9 kg
Accessories (included)	Neutrik Power Cable

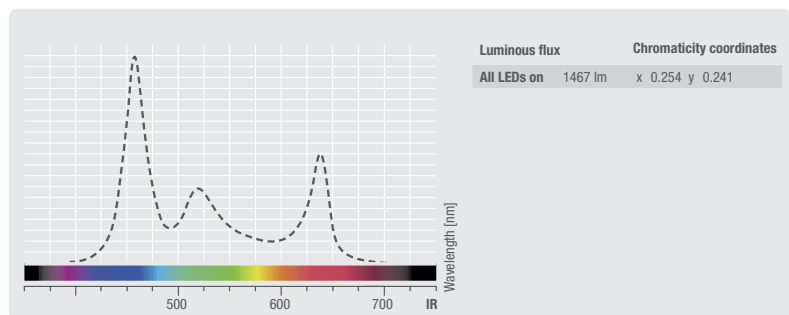
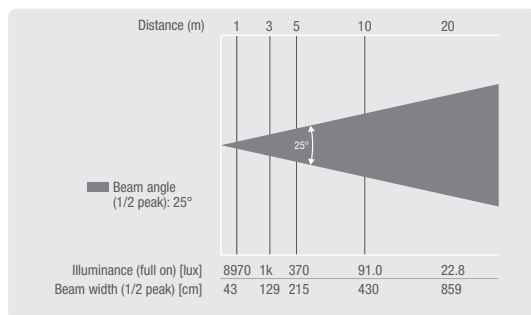
# STUDIO MINI PAR Q 8W / WH

7x8 W QUAD COLOUR LED PAR CAN RGBW IN BLACK OR WHITE HOUSING

- ▶ 7 x 8 W ultra high-power quad RGBW LEDs
- ▶ RGBW for perfect mixing of solid and pastel colours
- ▶ Operated via DMX, in master / slave Mode or standalone Mode
- ▶ Integrated microphone for sound control Mode
- ▶ Simple to operate using the four buttons and LED Display
- ▶ Double brackets included as standard
- ▶ Compact, sturdy metal housing



## PHOTOMETRICAL DATA



## SPECIFICATIONS

Product Number:	CLPSTMINIQ8W / CLPSTMINIQ8WWH
Product Type:	Studio Mini PAR
Type:	Indoor
Colour Spectrum:	RGBW
Number Of LEDs:	7
LED Type:	8 W quad colour
Refresh Rate:	5,000 Hz
Dispersion:	25°
DMX Input / Output:	XLR 3-Pin Male / XLR 3-Pin Female
DMX Mode:	3 Ch-1, 3 Ch-2, 2, 4, 7-Channel
DMX Functions:	RGBW, Colour Fade, Colour Jump, Master Dimmer, Strobe

Standalone Modes:	Static Colour, Colour Change, Colour Fade, Sound Control, Master / Slave Mode
Controls:	Mode, Value Up, Value Down, Enter
Indicators:	LED Display
Operating Voltage:	100 V AC - 250 V AC
Power Consumption:	60 W
Power Connector:	Power Cord With Safety Plug (Type E / CEE 7/7)
Housing Material:	Aluminium
Cabinet Colour:	Black / White
Cooling:	Fan
Illuminance:	8,970 lx @ 1 m
Dimensions (W x H x L):	168 x 183 x 186 mm (Excluding Mounting Bracket)
Weight:	2 kg



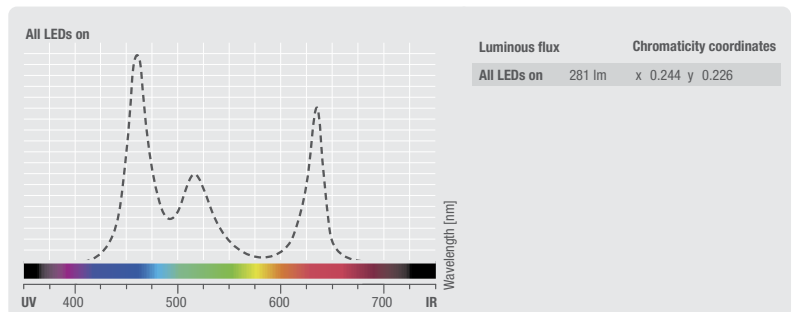
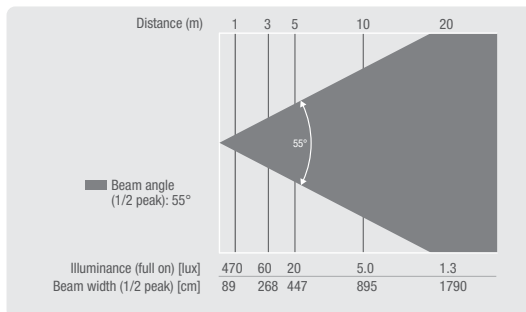
## STUDIO MINI PAR COB 30W / WH

30W COB LED PAR CAN RGB IN WHITE OR BLACK HOUSING

- ▶ Powerful and innovative 30 W RGB COB LED
- ▶ For rich, natural colours and illumination uniformity
- ▶ Wide Beam Angle
- ▶ Operated via DMX, in master/slave Mode or standalone Mode
- ▶ Integrated microphone for sound control Mode
- ▶ Simple to operate using the four buttons and LED Display
- ▶ Double brackets included as standard
- ▶ Compact, sturdy metal housing



### PHOTOMETRICAL DATA



### SPECIFICATIONS


Product Number:	CLPSTMINICOB30W / CLPSTMINICOB30WWH
Product Type:	Studio Mini PAR
Type:	Indoor
Colour Spectrum:	RGB
Number Of LEDs:	1
LED Type:	30 W COB
Dispersion:	55°
DMX Input / Output:	XLR 3-Pin Male / XLR 3-Pin Female
DMX Mode:	3 Ch-1, 3 Ch-2, 2, 6-Channel
DMX Functions:	RGB, Colour Fade, Colour Jump, Master Dimmer, Strobe, Sound Control

Standalone Modes:	Static Colour, Colour Change, Colour Fade, Sound Control, Master / Slave Mode, Strobe
Controls:	Mode, Value Up, Value Down, Enter
Indicators:	LED Display
Operating Voltage:	100 V AC - 250 V AC
Power Consumption:	15 W
Power Connector:	Power Cord With Safety Plug (Type E / CEE 7/7)
Housing Material:	Metal
Cabinet Colour:	Black / White
Cooling:	Fan
Dimensions (W x H x L):	168 x 183 x 186 mm (Excluding Mounting Bracket)
Weight:	2.0 kg




## STUDIO PAR BARN DOOR 1B

BARN DOORS FOR STUDIO MINI PAR BLACK / **0.4 KG**  
Product No: CLPSTBARND00R1B



## STUDIO PAR BARN DOOR 1 WH

BARN DOORS FOR STUDIO MINI PAR WHITE / **0.4 KG**  
Product No: CLPSTBARND00R1WH



## STUDIO PAR BARN DOOR 2B

BARN DOORS FOR STUDIO PAR BLACK / **0.8 KG**  
Product No: CLPSTBARND00R2B



## STUDIO PAR BARN DOOR 2 WH

BARN DOORS FOR STUDIO PAR WHITE / **0.8 KG**  
Product No: CLPSTBARND00R2WH







# LED OUTDOOR FIXTURES

You can have creative lighting outdoors with our LED outdoor PAR cans. They are sturdy, have a high performance and are ideal to envision your lighting ideas. You cannot only light up the environment – you can also take care of it. The LED outdoor headlight has a very bright LED lamp, which is extremely durable and consumes very little energy (up to 95 percent less than a common light). The high quality LED outdoor cans are LED PAR devices. PAR is the abbreviation for parabolic aluminium reflector.





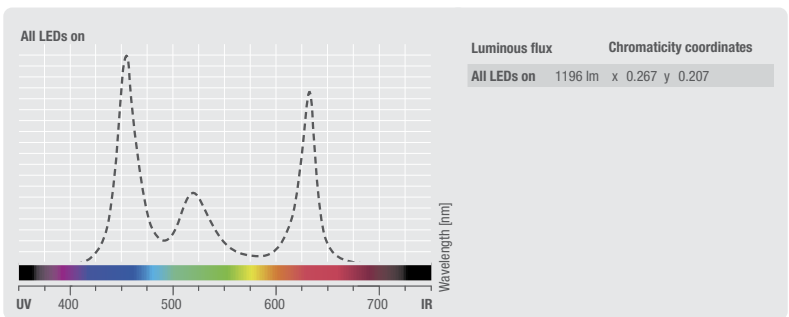
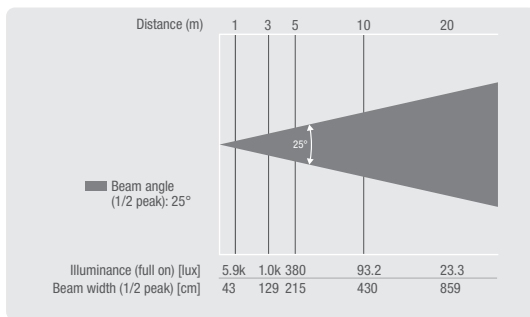
## OUTDOOR PAR TRI 12 IP 65

12 x 3 W TRI COLOUR  
LED OUTDOOR PAR CAN RGB IN BLACK HOUSING

### FEATURES


- ▶ 12 x 3 W High Power TRI RGB LEDs
- ▶ IP65 for outdoor use
- ▶ Operated via DMX, in master/slave Mode or standalone Mode
- ▶ Simple to operate using the four buttons and LED Display
- ▶ Double brackets included as standard
- ▶ Rugged compact metal housing

### PHOTOMETRICAL DATA



### SPECIFICATIONS

Product Number:	CLPSTTRI12IP	Controls:	Mode, Value Up, Value Down, Enter
Product Type:	LED PAR Lighting	Indicators:	LED Display
Type:	Outdoor	Operating Voltage:	110 V AC - 250 V AC
Colour Spectrum:	RGB	Power Consumption:	50 W
Number Of LEDs:	12	Power Connector:	3-Pin special Connector, Screwable
LED Type:	3W Tri-Colour	Housing Material:	Metal
Dispersion:	25°	Cabinet Colour:	Black
DMX Input / Output:	3-Pin Special Connector, Screwable	Cooling:	Convection
DMX Mode:	3 Ch-1, 3 Ch-2, 2, 6-Channel	Protection Class IP:	65
DMX Functions:	RGB, Colour Fade, Colour Jump, Strobe, Colour Macro	Illuminance:	5,900 lx @ 1m
Standalone Modes:	Static Colour, Colour Change, Colour Fade, Master / Slave Mode	Dimensions (W x H x L):	203 x 203 x 193 mm (Excluding Mounting Bracket)
		Weight:	4.25 kg



# LED BARS

Brilliant and bright colours come to you with the LED bar. Clubs, bars, shops and stages are the ideal locations for this slender instrument. It is also the perfect device for interesting light creations in your own rooms. LEDs have a high performance, are very bright and shed a strong and intense light. This is naturally also true for the LED bar. Common lamps can be used about 2.000 hours in lighting engineering. This is only a fraction of LED's longevity, which can bring you Approx. 50.000 hours of light. The LEDs in the LED bar consume only little energy. Additionally, they dissipate only little heat. This is not only good for your energy balance, it is also good for the environment.

# TRIBAR 200 IR / WH

12 x 3 W TRI LED BAR  
IN WHITE AND BLACK HOUSING  
WITH IR REMOTE CONTROL



- ▶ 12 ultra bright 3W Tri-LEDs
- ▶ 3 individually controllable quartets of LEDs for amazing chase effects
- ▶ Includes IR Remote Control with batteries
- ▶ Convection cooling for noiseless operation
- ▶ 5 Mode DMX control plus master, slave and Standalone Modes
- ▶ Built-in microphone for sound control
- ▶ Backlit display with 4 function keys for easy manual operation
- ▶ IEC mains input and output for serial connection
- ▶ Rugged metal enclosure with roping eye and universal mounting angles
- ▶ Available in black or white



## SPECIFICATIONS

Product Number:	CLTRIBAR200IR / CLTRIBAR200IRWH
Product Type:	LED Bars
Type:	Indoor
Colour Spectrum:	RGB
Number Of LEDs:	12
LED Type:	3 W TRI Colour
Dispersion:	20°
DMX Input / Output:	XLR 3-Pin Male / XLR 3-Pin Female
DMX Mode:	3 Ch-1, 3 Ch-2, 2, 9, 12-Channel
DMX Functions:	3 Sections RGB, Colour Macro, Sound Control, Master Dimmer, 12 Programs, Strobe

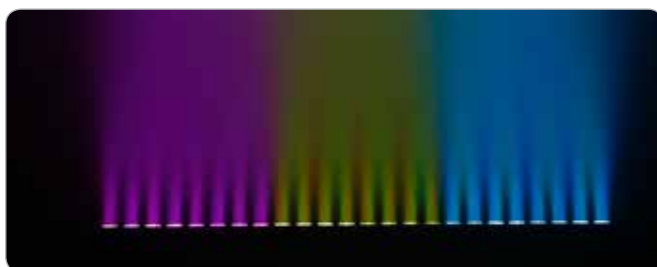
Standalone Modes:	Strobe, 12 Programs, Colour Macro, Sound Control, Master / Slave Mode, Auto Programs
Controls:	Mode, Value Up, Value Down, Enter
Indicators:	LED Display
Operating Voltage:	100 V AC - 240 V AC, 50 - 60 Hz
Power Consumption:	50 W
Power Connector:	IEC Power Connector Male / Female
Housing Material:	Metal
Cabinet Colour:	Black / White
Cooling:	Convection
Illuminance:	2,340 lx @ 1m
Dimensions (W x H x L):	1022 x 66 x 65 mm (Excluding Mounting Bracket)
Weight:	2.6 kg

# TRIBAR 400 IR

24 x 3 W TRI LED BAR  
IN BLACK HOUSING WITH  
IR REMOTE CONTROL



- ▶ 24 ultra bright 3W Tri-LEDs
- ▶ 3 individually controllable octets of LEDs
- ▶ Includes IR Remote Control with batteries
- ▶ Convection cooling for noiseless operation
- ▶ 5 Mode DMX control plus master, slave and Standalone Modes
- ▶ Built-in microphone for sound control
- ▶ Backlit display with 4 function keys for easy manual operation
- ▶ IEC mains input and output for serial connection
- ▶ Rugged metal enclosure with roping eye and universal mounting angles



## SPECIFICATIONS


Product Number:	CLTRIBAR400IR
Product Type:	LED Bars
Type:	Indoor
Colour Spectrum:	RGB
Number Of LEDs:	24
LED Type:	3 W TRI Colour
Dispersion:	20°
DMX Input / Output:	XLR 3-Pin Male / XLR 3-Pin Female
DMX Mode:	3 Ch-1, 3 Ch-2, 2, 9, 12-Channel
DMX Functions:	3 Sections RGB, Colour Macro, Sound Control, Master Dimmer, 12 Programs, Strobe
Standalone Modes:	Strobe, 12 Programs, Colour Macro, Sound Control, Master / Slave Mode, Auto Programs

Controls:	Mode, Value Up, Value Down, Enter
Indicators:	LED Display
Operating Voltage:	100 V AC - 240 V AC, 50 - 60 Hz
Power Consumption:	50 W
Power Connector:	IEC Power Connector Male / Female
Housing Material:	Metal
Cabinet Colour:	Black
Cooling:	Convection
Illuminance:	2,340 lx @ 1m
Dimensions (W x H x L):	1022 x 66 x 65 mm (Excluding Mounting Bracket)
Weight:	2.6 kg

## UVBAR 200 IR

12 x 3 W UV LED BAR  
IN BLACK HOUSING WITH  
IR REMOTE CONTROL

- ▶ UV bar with convenient infrared remote control
- ▶ 12 brilliant 3 watt UV LEDs with 65° Beam Angle
- ▶ Convection cooling for noiseless operation
- ▶ DMX control, master, slave and Standalone Modes
- ▶ Strobe and dimming effects
- ▶ Stiff, rugged metal enclosure with 2 roping eyes
- ▶ Comes with universal mounting angles for optimum alignment




### SPECIFICATIONS

Product Number:	CLUVBAR200IR
Product Type:	LED Bars
Type:	Indoor, Washer
Colour Spectrum:	RGB
Number Of LEDs:	12
LED Type:	3 W UV
Dispersion:	65°
DMX Input / Output:	XLR 3-Pin Male / XLR 3-Pin Female
DMX Mode:	2-Channel
DMX Functions:	Master Dimmer, Strobe, Dimmer
Standalone Modes:	Strobe, Sound Control, Master Dimmer

Controls:	Mode, Value Up, Value Down, Enter
Indicators:	LED Display
Operating Voltage:	100 V AC - 240 V AC, 50 - 60 Hz
Power Consumption:	35 W
Power Connector:	IEC Power Connector Male / Female
Housing Material:	Metal
Cabinet Colour:	Black
Cooling:	Convection
Dimensions (W x H x L):	1022 x 66 x 67 mm (Excluding Mounting Bracket)
Weight:	2.3 kg








# LASERS

Laser lights are highly effective to add animation, drama and serious punch to performances and events taking them to a whole new level. They create exciting and impressive lighting effects at big concerts, mobile DJ shows, in nightclubs and major bars. With its Ioda, Luke and Wookie series Cameo provides compact, easily portable laser lights to generate stunning graphic patterns with razor-sharp beams. Featuring ILDA and DMX control, pre-programmed patterns, sound activation plus master, slave and standalone capability, Cameo pro level lasers are very affordable and the convenient way to create stellar light shows.



# IODA 1000 RGB

## PROFESSIONAL 1000MW RGB SHOW LASER

### FEATURES

- ▶ Professional laser show light
- ▶ Dust proof aluminium enclosure for minimum maintenance
- ▶ High speed high performance 30 Kpps galvo scanners @ 8° ILDA
- ▶ 128 pattern presets
- ▶ Analog modulation for up to 16 million color hues
- ▶ Precision beams with minimum Divergence for razor-sharp projections
- ▶ ILDA, DMX and sound control plus auto function
- ▶ Master, slave and Standalone Modes
- ▶ Display with 4 function keys for easy manual operation
- ▶ Scan Fail Safety system
- ▶ Neutrik PowerCON mains inputs and outputs
- ▶ Low noise fan for Quiet and cool operation




### SPECIFICATIONS

Product Number:	CLLIODA1000RGB
Product Type:	Laser
Total Power:	1000 mW
Colour Spectrum:	RGB
Wavelength:	447 nm, 532 nm, 638 nm
Beam Data:	Approx. 3 mm / 1.5 mrad Divergence
Laser Sources:	DPSS, Laser diode
Laser Class:	4
Scanner:	High Performance Galvoscaner, 30 kpps @ 8 Degrees ILDA
Max. Scan Angle:	60°
Operating Modes:	Auto Programs, DMX 512 Protocol, ILDA, Sound Control

DMX Input / Output:	XLR 3-Pin Male / XLR 3-Pin Female
ILDA input / output:	25-Pin Sub-D Male / Female
DMX Mode:	4, 11-Channel
Controls:	Enter, Mode, Value Up, Value Down
Indicators:	LED Display
Operating Voltage:	100 V AC - 240 V AC, 50 - 60 Hz
Power Consumption:	100 W
Power Connector:	Neutrik PowerCON
Housing Material:	Aluminium
Cabinet Colour:	Black
Dimensions (W x H x L):	188 x 201 x 210 mm
Weight:	6.5 kg






# LUKE SERIES

## PROFESSIONAL RGB SHOW LASER

### FEATURES


- ▶ Professional laser show light
- ▶ Dual layer construction for maximum optical performance
- ▶ High speed 30 Kpps galvo scanners @ 8° ILDA
- ▶ 128 pattern presets
- ▶ Precision beams with minimum Divergence for razor-sharp projections
- ▶ ILDA, DMX and sound control plus auto function
- ▶ Master, slave and Standalone Modes
- ▶ Display with 4 function keys for easy manual operation
- ▶ Scan Fail Safety system
- ▶ Neutrik PowerCON mains inputs and outputs
- ▶ Rugged aluminium enclosure with low noise fan and key switch



### SPECIFICATIONS

Product Number:	CLLLUKE700RGB	CLLLUKE1000RGB
Product Type:	Laser	Laser
Total Power:	700 mW	1000 mW
Colour Spectrum:	RGB	RGB
Wavelength:	447 nm, 532 nm, 650 nm	447 nm, 532 nm, 638 nm
Beam Data:	Approx. 3 mm / 2 mrad Divergence	Approx. 3 mm / 1.5 mrad Divergence
Laser Sources:	Laser Diode & DPSS	Laser Diode & DPSS
Laser Class:	4	4
Scanner:	High-Performance Galvoscaner, 30 kpps @ 8 Degrees ILDA	High-Performance Galvoscaner, 30 kpps @ 8 Degrees ILDA
Max. Scan Angle:	60 °	60 °
Operating Modes:	Auto Programs, DMX 512 Protocol, ILDA, Sound Control	Auto Programs, DMX 512 Protocol, ILDA, Sound Control
DMX Input / Output:	3-Pin XLR Male / Female	3-Pin XLR Male / Female
ILDA input / output:	25-Pin Sub-D Male / Female	25-Pin Sub-D Male / Female
DMX Mode:	4, 11-Channel	4, 11-Channel
Controls:	Enter, Mode, Value Up, Value Down	Mode, Enter, Value Down, Value Up
Power Supply:	100 V AC - 240 V AC, 50 - 60 Hz	100 V AC - 240 V AC, 50 - 60 Hz
Power Consumption:	75 W	100 W
Power Connector:	Neutrik PowerCON	Neutrik PowerCON
Housing Material:	Metal	Metal
Dimensions (W x H x D):	215 x 157 x 225 mm	215 x 157 x 225 mm





# WOOKIE SERIES


ANIMATION LASER GREEN / RED / RGY / RGB OR BLUE

## FEATURES

- ▶ Animation laser with high speed 5 Kpps stepper motor
- ▶ 60° scan angle
- ▶ Precision beams with minimum Divergence
- ▶ 32 pattern presets
- ▶ DMX, sound and infrared control plus auto function
- ▶ Master, slave and Standalone Modes
- ▶ Display with 4 function keys for easy manual operation
- ▶ Rugged aluminium enclosure with key switch
- ▶ Includes handheld infrared remote




Available versions:



## SPECIFICATIONS

Product Number:	CLLWOOKIE150G	CLLWOOKIE200R	CLLWOOKIE200RGY	CLLWOOKIE400RGB	CLLWOOKIE600B
Product Type:	Laser	Laser	Laser	Laser	Laser
Total Power:	150 mW	200 mW	200 mW	400 mW	600 mW
Colour Spectrum:	Green	Red	RGY	RGB	Blue
Wavelength:	532 nm	650 nm	532 nm, 650 nm	447 nm, 532 nm, 650 nm	447 nm
Beam Data:	Approx. 3 mm / 1 mrad Divergence	Approx. 3 mm / 1 mrad Divergence	Approx. 3 mm / 1 mrad Divergence	Approx. 3 mm / 2 mrad Divergence	Approx. 3 mm / 2 mrad Divergence
Laser Sources:	DPSS	Laser diode	Laser diode, DPSS	Laser diode, DPSS	Laser diode
Laser Class:	3B	3B	3B	3B	4
Scanner:	High Speed Stepper Motors, 5 kpps	High Speed Stepper Motors, 5 kpps	High Speed Stepper Motors, 5 kpps	High Speed Stepper Motors, 5 kpps	High Speed Stepper Motors, 5 kpps
Max. Scan Angle:	60°	60°	60°	60°	60°
Operating Modes:	Auto Programs, DMX 512 Protocol, Sound Control	Auto Programs, DMX 512 Protocol, Sound Control	Auto Programs, DMX 512 Protocol, Sound Control	Auto Programs, DMX 512 Protocol, Sound Control	Auto Programs, DMX 512 Protocol, Sound Control
DMX Input / Output:	3-Pin XLR Male / Female	3-Pin XLR3 male / female	3-Pin XLR Male / Female	3-Pin XLR Male / Female	3-Pin XLR Male / Female
DMX Mode:	3, 9-Channel	3, 9-Channel	3, 9-Channel	3, 9-Channel	3, 9-Channel
Controls:	Mode, Enter, Value Down, Value Up	Mode, Enter, Value Down, Value Up	Mode, Enter, Value Down, Value Up	Mode, Enter, Value Down, Value Up	Mode, Enter, Value Down, Value Up
Power Supply:	AC 100-240 V / 50-60 Hz	AC 100-240 V / 50-60 Hz	AC 100-240 V / 50-60 Hz	AC 100-240 V / 50-60 Hz	AC 100-240 V / 50-60 Hz
Power Consumption:	50 W	50 W	50 W	50 W	50 W
Power Connector:	IEC Power Socket Male	IEC Power Socket Male	IEC Power Socket Male	IEC Power Socket Male	IEC Power Socket Male
Housing Material:	Metal	Metal	Metal	Metal	Metal
Housing Colour:	Black	Black	Black	Black	Black
Dimensions (W x H x D):	180 x 90 x 192 mm (Excl. Mntg. Bracket)	180 x 90 x 192 mm (Excl. Mntg. Bracket)	180 x 90 x 192 mm (Excl. Mntg. Bracket)	180 x 90 x 192 mm (Excl. Mntg. Bracket)	180 x 90 x 192 mm (Excl. Mntg. Bracket)
Weight:	2.0 kg	2.0 kg	2.0 kg	2.0 kg	2.0 kg







# STROBES, BLINDER & WASHLIGHTS



Controlling the weather is impossible in nature, but in clubs or discotheques you can control flashes with an LED Strobe. This is an instrument emitting flashes of light in determined periods. Cameo's Strobes work with 20 flashes of light per second. The typical disco effect with staccato movements occurs if the LED Strobe is used in a dark setting.



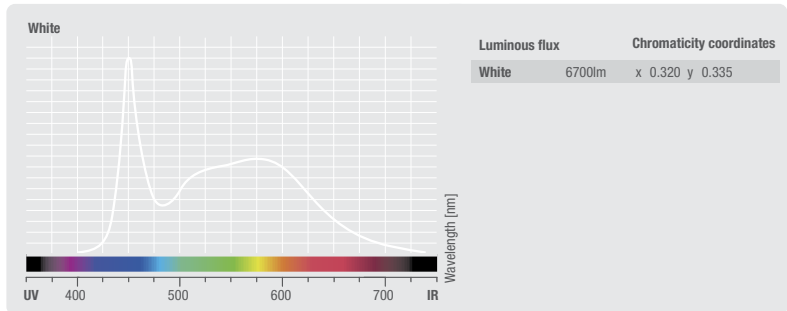
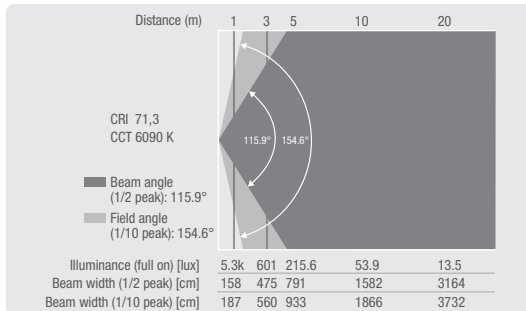
# THUNDER WASH 600 W

3 IN 1 STROBE, BLINDER AND  
WASH LIGHT 648 x 0.2 W WHITE

- ▶ Strobe, Blinder and Wash Light all in one
- ▶ 648 white SMD LEDs
- ▶ 1 to 30 flashes/sec adjustable
- ▶ DMX, Sound- and manual control
- ▶ Master, Slave and Standalone operation
- ▶ Rugged metal housing with universal mounting bracket
- ▶ 4-zone segment control for spectacular chase effects



## PHOTOMETRICAL DATA



## SPECIFICATIONS

Product Number:	CLTW600W
Product Type:	LED Strobes
Type:	Strobe / Blinder / Washer
Colour Spectrum:	White
Number Of LEDs:	648
LED Type:	0.2 W
Dispersion:	116°
DMX Input / Output:	XLR 3-Pin Male / XLR 3-Pin Female
DMX Mode:	3 Channel-1, 1, 2, 5, 7-Channel
DMX Functions:	Dimmer, Flash Duration, Flash Rate
Standalone Modes:	Dimmer Mode, Flash Rate, Master / Slave Mode, Sound Control


Controls:	Mode, Value Up, Value Down, Enter
Indicators:	LED Display
Operating Voltage:	100 V AC - 240 V AC, 50 - 60 Hz
Power Consumption:	30 W
Power Connector:	IEC Power Connector Male
Housing Material:	Metal
Cabinet Colour:	Black
Cooling:	Convection
Dimensions (W x H x L):	335 x 93 x 182 mm (Excluding Mounting Bracket)
Weight:	1.8 kg




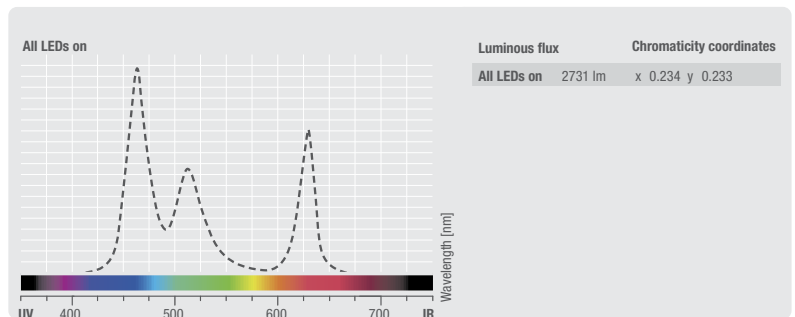

## THUNDER WASH 600 RGB

3 IN 1 STROBE, BLINDER AND WASH LIGHT 648 x 0.2 W RGB

- ▶ Strobe, Blinder and Wash Light all in one
- ▶ 648 white SMD LEDs
- ▶ 1 to 30 flashes/sec adjustable
- ▶ DMX, Sound- and manual control
- ▶ Master, Slave and Standalone operation
- ▶ Rugged metal housing with universal mounting bracket



### PHOTOMETRICAL DATA



### SPECIFICATIONS

Product Number:	CLTW600RGB
Product Type:	LED Strobes
Type:	Strobe / Blinder / Washer
Colour Spectrum:	RGB
Number Of LEDs:	648
LED Type:	0.2 W
Dispersion:	118°
Refresh Rate:	1 - 30 Hz
DMX Input / Output:	XLR 3-Pin Male / XLR 3-Pin Female
DMX Mode:	2 Channel-1, 2 Channel-2, 3 Channel-1, 3 Channel-2, 3 Channel-3, 2, 9, 12-Channel
DMX Functions:	Dimmer, Flash Duration, Flash Rate

Standalone Modes:	Dimmer Mode, Flash Rate, Slave Mode, Sound Control
Controls:	Mode, Value Up, Value Down, Enter
Indicators:	LED Display
Operating Voltage:	100 V AC - 240 V AC, 50 - 60 Hz
Power Consumption:	30 W
Power Connector:	IEC Power Connector Male
Housing Material:	Metal
Cabinet Colour:	Black
Cooling:	Convection
Dimensions (W x H x L):	335 x 93 x 182 mm (Excluding Mounting Bracket)
Weight:	1.8 kg


NEW



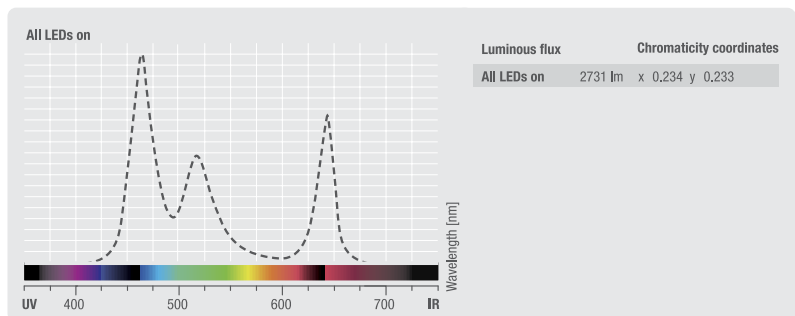
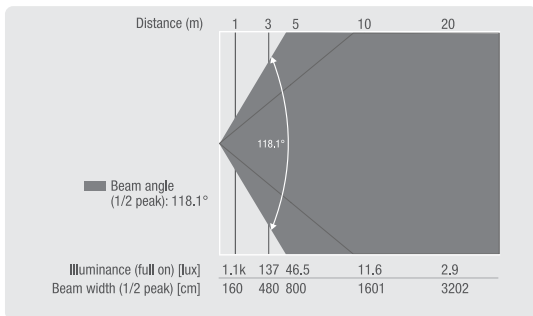
# THUNDER WASH 600 RGBW

3 IN 1 STROBE, BLINDER AND  
WASH LIGHT 648 x 0.2 W RGBW

- ▶ Strobe, Blinder and Wash Light all in one
- ▶ 648 white SMD LEDs
- ▶ 1 to 30 flashes/sec adjustable
- ▶ DMX, Sound Activation and Manual Control
- ▶ Master, Slave and Standalone operation
- ▶ Rugged metal housing with universal mounting bracket
- ▶ 4-button colour LCD for easy menu navigation and configuration



## PHOTOMETRICAL DATA



## SPECIFICATIONS

Product Number:	CLTW600RGBW
Product Type:	LED Strobes
Type:	Strobe / Blinder / Washer
Colour Spectrum:	White
Number Of LEDs:	648
LED Type:	0.2 W
Dispersion:	100°
DMX Input / Output:	XLR 3-Pin Male / XLR 3-Pin Female
DMX Mode:	4-Channel 2, 1-Channel, 2-Channel 1, 2-Channel 2, 3-Channel 1, 3-Channel 2, 4-Channel 1, 7-Channel 1, 7-Channel 2
DMX Functions:	Colour Macro, Dimmer, Flash Rate, Flash duration, Sound Sensitivity

Standalone Modes:	Dimmer Mode, Flash Rate, Master / Slave Mode, Sound Control
Controls:	Mode, Value Up, Value Down, Enter
Indicators:	LC Display
Operating Voltage:	100 V AC - 240 V AC, 50 - 60 Hz
Power Consumption:	160 W
Power Connector:	Blue & White Power Twist I/O
Housing Material:	Metal
Cabinet Colour:	Black
Dimensions (W x H x L):	335 x 93 x 182 mm (Excluding Mounting Bracket)
Weight:	3.8 kg




# THUNDER WASH 600 UV

LED UV WASHLIGHT 130 W

- ▶ 130W output power
- ▶ 648 UV SMD LEDs
- ▶ 395 nm wavelength for maximum fluorescence
- ▶ DMX, Sound and Manual control
- ▶ Master, Slave and Standalone operation
- ▶ Rugged metal housing with universal mounting bracket

**NEW**



## SPECIFICATIONS

Product Number:	CLTW600UV
Product Type:	LED Strobes
Type:	Strobe / Blinder / Washer
Colour Spectrum:	UV
Number Of LEDs:	648
LED Type:	0.2 W
Dispersion:	75°
Refresh Rate:	> 8000 Hz
DMX Input / Output:	XLR 3-Pin Male / XLR 3-Pin Female
DMX Mode:	1-Channel 1, 4-Channel, 1-Channel 2, 2-Channel
DMX Functions:	Dimmer, Flash Duration, Flash Rate, Sound Control
Standalone Modes:	Dimmer Mode, Flash Rate, Slave Mode, Sound Control

Controls:	Mode, Value Up, Value Down, Enter
Indicators:	LED Display
Operating Voltage:	100 V AC - 240 V AC, 50 - 60 Hz
Power Consumption:	160 W
Power Connector:	IEC Power Connector Male
Housing Material:	Metal
Cabinet Colour:	Black
Cooling:	Convection
Dimensions (W x H x L):	335 x 93 x 182 mm (Excluding Mounting Bracket)
Weight:	4.1 kg



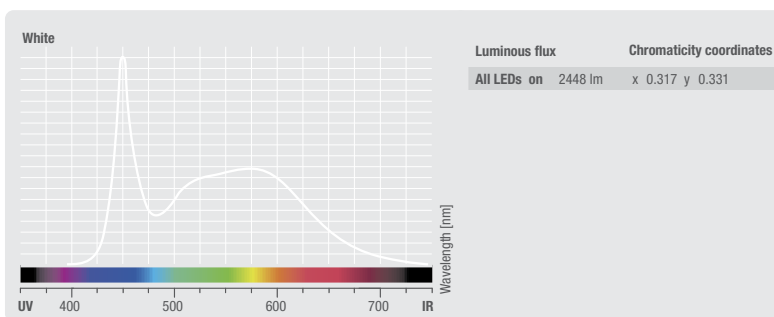
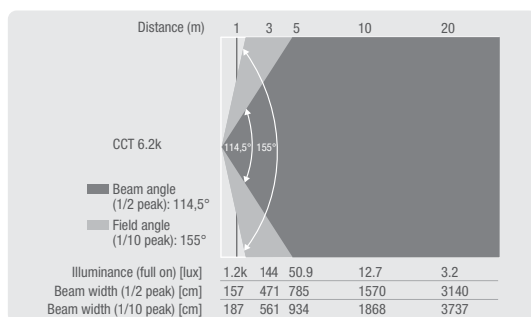
# THUNDER WASH 100 W

3 IN 1 STROBE, BLINDER AND  
WASH LIGHT 648 x 0.2 W WHITE

- ▶ Strobe, Blinder and Wash Light all in one
- ▶ 132 white SMD LEDs
- ▶ 1 to 30 flashes/sec adjustable
- ▶ DMX, Sound- and manual control
- ▶ Master, Slave and Standalone operation
- ▶ Rugged metal housing with universal mounting bracket
- ▶ Low Power Consumption



## PHOTOMETRICAL DATA



## SPECIFICATIONS

Product Number:	CLTW100W
Product Type:	LED Strobes
Type:	Strobe / Blinder / Washer
Colour Spectrum:	White
Number Of LEDs:	132
LED Type:	0.2 W
Dispersion:	115°
DMX Input / Output:	XLR 3-Pin Male / XLR 3-Pin Female
DMX Mode:	3 Channel-1, 3 Channel-1, 1, 2-Channel
DMX Functions:	Dimmer, Flash Rate
Standalone Modes:	Dimmer Mode, Flash Rate, Master / Slave Mode, Sound Control


Controls:	Mode, Value Up, Value Down
Indicators:	LED Display
Operating Voltage:	100 V AC - 240 V AC, 50 - 60 Hz
Power Consumption:	30 W
Power Connector:	IEC Power Connector Male
Housing Material:	Metal
Cabinet Colour:	Black
Cooling:	Convection
Dimensions (W x H x L):	310 x 70 x 70 mm (Excluding Mounting Bracket)
Weight:	1.4 kg

## THUNDER WASH 100 RGB

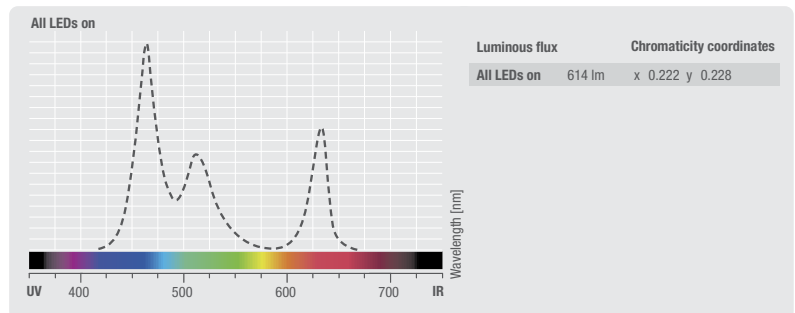
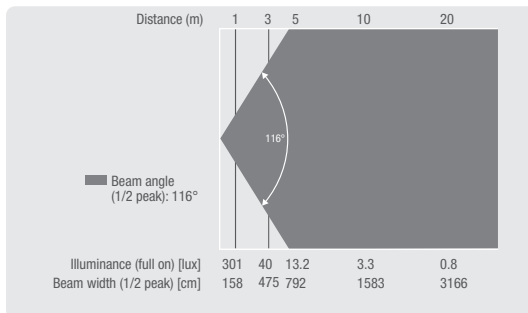
3 IN 1 STROBE, BLINDER AND  
WASH LIGHT 648 x 0.2 W RBG



- ▶ Strobe, Blinder and Wash Light all in one
- ▶ 132 white SMD LEDs
- ▶ 1 to 30 flashes/sec adjustable
- ▶ DMX, Sound- and manual control
- ▶ Master, Slave and Standalone operation
- ▶ Rugged metal housing with universal mounting bracket
- ▶ Low Power Consumption



### PHOTOMETRICAL DATA



### SPECIFICATIONS

Product Number:	CLTW100RGB
Product Type:	LED Strobes
Type:	Strobe / Blinder / Washer
Colour Spectrum:	RGB
Number Of LEDs:	132
LED Type:	0.2 W
Dispersion:	116°
Refresh Rate:	1 - 30 Hz
DMX Input / Output:	XLR 3-Pin Male / XLR 3-Pin Female
DMX Mode:	2 Channel-1, 2 Channel-2, 3 Channel-1, 3 Channel-2, 3 Channel-3, 1, 4, 6-Channel



DMX Functions:	Dimmer, Flash Duration, Flash Rate
Standalone Modes:	Dimmer Mode, Flash Duration, Master / Slave Mode, Sound Control
Controls:	Mode, Value Up, Value Down
Indicators:	LED Display
Operating Voltage:	100 V AC - 240 V AC, 50 - 60 Hz
Power Consumption:	30 W
Power Connector:	IEC Power Connector Male
Housing Material:	Metal
Cabinet Colour:	Black
Cooling:	Convection
Dimensions (W x H x L):	310 x 70 x 70 mm (Excluding Mounting Bracket)
Weight:	1.4 kg



# FLASH MATRIX 250

## 3-IN-1 STROBE-, CHASE- AND BLINDER EFFECT

- ▶ 3 effects in 1 fixture: Strobe, chaser and blinder
- ▶ 25 powerful white 6W LEDs for impressive, ultra bright 9200 lm
- ▶ 1 - 30 Hz adjustable Strobe
- ▶ 25-zone chase effect
- ▶ Alphabetic character and numeral mapping
- ▶ 7 Modes of DMX control plus master, slave and standalone operation
- ▶ Sound activation and built-in automated programs
- ▶ 4-button LED Display for easy configuration



## SPECIFICATIONS

Product Number:	CLFM250
Product Type:	LED Lighting Effects
Type:	Strobe
Colour Spectrum:	White
Number Of LEDs:	25
LED Type:	COB LED
Dispersion:	(Beam) 50° / (Field) 74°
DMX Input / Output:	XLR 3-Pin Male / XLR 3-Pin Female
DMX Mode:	1, 2, 3, 5, 10, 25, 30-Channel
DMX Functions:	Letters, Numbers, Strobe, Symbols, Auto Programs
Standalone Modes:	Strobe, Auto Run, Sound Control, Static Colour
Controls:	Enter, Mode, Value Up, Value Down

Indicators:	7-Segment AF Input Level Meter (Left / Right)
Operating Voltage:	100 V AC - 240 V AC, 50 - 60 Hz
Power Consumption:	125 W
Power Connector:	IEC Power Input And Output
Housing Material:	ABS Plastic, Metal
Cabinet Colour:	Black
Cooling:	Quiet
Illuminance:	3,730 lx @ 1 m
Luminous Flux:	9,200 lm
Dimensions (W x H x L):	305 x 310 x 105 mm (Excluding Mounting Bracket)
Weight:	4 kg
Features:	Adjustable Mounting Bracket Included





## FLASH BAR 150

3-IN-1 STROBE-, CHASE- AND BLINDER EFFECT FIXTURE

- ▶ 3 FX in 1: Strobe, chaser and blinder
- ▶ 15-zone chase effect
- ▶ 15 powerful, ultra bright 6W LEDs
- ▶ 6 Modes of DMX control plus master, slave and standalone operation
- ▶ Sound activation and built-in automated programs
- ▶ 4-button LED Display for easy operation



### SPECIFICATIONS

Product Number:	CLFB150
Product Type:	LED Strobe
Type:	Strobe
Colour Spectrum:	White
Number Of LEDs:	15
LED Type:	6 W
Dispersion:	80°
DMX Input / Output:	XLR 3-Pin Male / XLR 3-Pin Female
DMX Mode:	1, 2, 3, 5, 15, 20-Channel
DMX Functions:	Auto Programs, Dimmer, Flash Duration, Flash Rate
High Speed Strobe:	> 30 Hz

Standalone Modes:	Dimmer Mode, Flash Rate, Slave Mode, Sound Control
Controls:	Enter, Mode, Value Up, Value Down
Indicators:	LED Display
Operating Voltage:	100 V AC - 240 V AC, 50 - 60 Hz
Power Consumption:	90 W
Power Connector:	IEC Power Connector Male
Housing Material:	Metal
Cabinet Colour:	Black
Cooling:	Low-Noise Fan
Illuminance:	2,250 lx @ 1m
Dimensions (W x H x L):	906 x 73 x 1155 mm
Weight:	3.3 kg



# LED LIGHT EFFECTS

With the LED effect moonflower you can have a creative lighting choreography. Create the typical LED effect of discotheques and clubs with the moonflower headlight. That means, dancing lights filling the room with colourful light beams. This intense light effect is mostly controlled by an integrated microphone transporting the sounds in the sound control Mode. Although they are moving at rapid speed, you can still distinguish the colourful light beams with the LED effect moonflower. Further features are wide Beam Angles and the possibility to regulate or programme your choreography manually.



# OCTAFLY XS

## SWEEPING 8-ZONE RGBW CHASE EFFECT LIGHT

### FEATURES

- ▶ Quick sweeping 8-zone chase effect
- ▶ Dual LED bars with independent 270° tilt and 4 lenses each
- ▶ Tightly focused 4.5° beam spread
- ▶ 3 DMX Modes plus Standalone, Master and Slave operation
- ▶ Sound activation and Show Mode with amazing built-in Auto Programs
- ▶ Intense pulse & Strobe effects
- ▶ Convection Cooling
- ▶ 4-button LED Display for easy configuration



### SPECIFICATIONS

Product Number:	CLOFXS
Product Type:	LED Moving Lights
Type:	LED Moving Effects
Colour Spectrum:	2x Red, 2x Blue, 2x Green, 2 x white
Number Of LEDs:	8
Rated Avg. Life:	50,000 h
Beam Angle:	4.5°
LED Type:	3 W
Protocols:	USITT DMX-512
DMX Input / Output:	XLR 3-Pin Male / XLR 3-Pin Female
DMX Mode:	5, 9, 11-Channel
DMX Functions:	Master Dimmer, PAN, PAN Fine, Strobe, Strobe Duration, Red, Green, Blue, White, Auto/Sound Program, Sound-Sensitivity / Auto-Speed
Wireless DMX:	No
Flash Rate Strobe:	1 - 20Hz

Standalone Modes:	Show, Auto Run, Sound Control
Controls:	Enter, Mode, Value Down, Value Up
Indicators:	LED Display
Operating Voltage:	100 V AC - 240 V AC, 50 - 60 Hz
Power Consumption:	35 W
Fuse:	F 3 AL
Power Input:	IEC Power Connector Male
Housing Material:	Metal, ABS Plastic
Cabinet Colour:	Black
Cooling:	Convection Cooled
Protection Class IP:	IP20
Operating Temperature:	0 - 40°C
Battery:	No
Dimensions (W x H x D):	280 x 145 x 150 mm
Weight:	2 kg



# ROTOFEVER

## LED MIRROR BALL EMULATOR


- ▶ 5 x 12W hex colour RGBWA+UV LEDs
- ▶ 3 individually controllable LED zones
- ▶ Smooth-running high-precision motor with 1.4 rpm to 19 rpm
- ▶ Clockwise and counter-clockwise rotation
- ▶ Easy and space-saving installation
- ▶ IEC inlet and outlet for power linking
- ▶ 3 DMX modes plus master, slave and standalone operation
- ▶ Built-in sound activation microphone
- ▶ 4-button LED display for easy configuration
- ▶ Includes IR remote and universal mounting bracket



### SPECIFICATIONS

Product Number:	CLRF
Product Type:	LED Lighting Effects
Type:	LED Effect Lights
Colour Spectrum:	RGBWA+UV
Number Of LEDs:	5
LED Type:	12 W
DMX Input / Output:	XLR 3-Pin Male / XLR 3-Pin Female
DMX Mode:	12-Channel, 3-Channel, 23-Channel
DMX Functions:	RGBWA+UV, Rotation Clockwise & Counter Clockwise Slow to Fast, Auto- & Sound Programs, Colour Macros
Standalone Modes:	Auto Programs, Sound Programs, Static Mode, Master / Slave Mode

Controls:	Enter, Mode, Value Up, Value Down
Indicators:	4-Digit LED Display
Operating Voltage:	100 V AC - 240 V AC, 50 - 60 Hz
Power Consumption:	70 W
Power Connector:	IEC Power Input And Output
Housing Material:	Metal
Cabinet Colour:	Black
Cooling:	Convection
Dimensions (W x H x L):	390 x 320 x 320 mm
Weight:	3.9 kg
Features:	IR Remote Control



## UVO 5-IN-1 LED EFFECT LIGHT

- ▶ 5-in-1 LED effect light with IR remote control
- ▶ Wash light and black light with 9 x 4W RGB+UV LEDs
- ▶ Flower effect with 24 red, 18 green, 18 blue and 24 amber LEDs
- ▶ Laser with Red 100 mW and green 30 mW diodes
- ▶ Stroboscope with 12 ultra bright white 0.5 W LEDs
- ▶ All effects can be applied individually
- ▶ DMX control, sound activation and automated programs
- ▶ Master and slave operation
- ▶ Rugged all-metal housing with Low-Noise Fan
- ▶ Universal mounting bracket included



## SPECIFICATIONS

Product Number:	CLUVO
Product Type:	LED Lighting Effects
Type:	LED / Strobe / Laser Effects
Colour Spectrum Washlight:	RGB+UV
Number Of LEDs Washlight:	9
Colour Spectrum Flower Effect:	RGBA
Number Of LEDs Flower Effect:	84
Colour Spectrum Laser Effect:	Green LED (532 nm), Red LED (650 nm)
Number Of Diodes Laser Effect:	1 x Green, 1 x Red
Type of Diodes Laser Effect:	Red 100 mW, Green 50 mW (DPSS Laser)
Laser Class Laser Effect:	3R
Laser Shutdown (Safety Function):	Connection For External Emergency Stop Switch, Lock Switch
Colour Spectrum Strobe:	White
Number Of LEDs Strobe:	12
LED Type Strobe:	0.5 W
DMX Input / Output:	XLR 3-Pin Male / XLR 3-Pin Female

DMX Mode:	3, 5, 12, 27, 32-Channel
DMX Functions:	Laser, Auto Programs, Wash, Strobe, Flower, Sound Programs
Standalone Modes:	Auto Programs, Master / Slave Mode, Sound Programs
Controls:	Enter, Mode, Value Up, Value Down
Indicators:	4-Digit LED Display
Operating Voltage:	100 V AC - 240 V AC, 50 - 60 Hz
Power Consumption:	70 W
Power Connector:	IEC Power Input And Output
Fuse:	T 1.6AL / 250 V
Temperature range:	0 - 40 °C
Housing Material:	Metal
Cabinet Colour:	Black
Cooling:	Low-Noise Fan
Dimensions (W x H x L):	280 x 230 x 170 mm
Weight:	2.6 kg
Features:	Adjustable Mounting Bracket Included, Connection for External Emergency Stop Switch, IR Remote, Key Switch With 2 Keys



# STORM

3 IN 1 LIGHTING EFFECT,  
5 x 3W RGBWA DERBY,  
STROBE AND GRATING LASER

- ▶ 3-in-1 LED Effect
- ▶ 5 x 3 W RGBWA Derby Effect
- ▶ 150 mW Grating Laser (Red 100 mW, Green 50 mW)
- ▶ 8 x 1 W Strobe LED's
- ▶ 10 DMX Channels, sound and automatic control
- ▶ Master and slave operation
- ▶ Low Power Consumption
- ▶ Sturdy metal housing
- ▶ Universal mounting bracket included



## SPECIFICATIONS

Product Number:	CLSTORM
Product Type:	LED Lighting Effects
Type:	LED / Laser / Effects
Colour Spectrum Derby Effect:	RGBWA
Number Of LEDs Derby Effect:	5
LED Type Derby Effect:	3 W
Dispersion Derby Effect:	68°
Colour Spectrum Laser Effect:	Green LED (532 nm) , Red LED (650 nm)
Type of Diodes Laser Effect:	Red 100 mW, Green 50 mW (DPSS Laser)
Beam Angle Laser Effect:	74°
Laser Class Laser Effect:	3R
Laser Shutdown (Safety Function):	Connection For External Emergency Stop Switch, Remote Connection
Colour Spectrum Strobe:	White
Number Of LEDs Strobe:	8
LED Type Strobe:	1 W
Beam Angle Strobe:	8°

DMX Input / Output:	Optional Remote Switch , XLR 3-Pin Male / Female
DMX Mode:	3, 5, 12, 27, 32-Channel
DMX Functions:	Laser, Auto Programs, Derby, Strobe, Sound Programs
Standalone Modes:	Auto Programs, Sound Programs
Controls:	Enter, Mode, Value Up, Value Down
Indicators:	4-Digit LED Display
Operating Voltage:	100 V AC - 240 V AC, 50 - 60 Hz
Power Consumption:	50 W
Power Connector:	IEC Power Input And Output
Housing Material:	Metal
Cabinet Colour:	Black
Cooling:	Fan
Dimensions (W x H x L):	250 x 250 x 170 mm
Weight:	4.3 kg
Features:	Adjustable Mounting Bracket Included, Optional Remote Switch, Security Lock Slot



## FLAT STORM

### 3-IN-1 FLAT PAR CAN WITH GRATING LASER AND STROBE



- ▶ 3-in-1 flat PAR can with grating laser and Strobe
- ▶ PAR can with 6 x 9W RGB LEDs and single pixel control
- ▶ Class 3R grating laser with Red 100 mW and green 30 mW diodes
- ▶ Strobe with 24 white 0.5 W LEDs
- ▶ Each effect individually usable
- ▶ 4 DMX Modes, sound activation and automated programs
- ▶ Master, slave and standalone operation
- ▶ Compound housing with Low-Noise Fan and safety eye
- ▶ Infrared remote and Adjustable Mounting Bracket Included



## SPECIFICATIONS

Product Number:	CLFLATSTORM
Product Type:	LED Lighting Effects
Type:	Laser, LED / Strobe / Laser Effects
Colour Spectrum Laser Effect:	Green LED (532 nm) , Red LED (650 nm)
Number Of Diodes Laser Effect:	1 x Green , 1 x Red
Type of Diodes Laser Effect:	Red 100mW, Green 30mW
Laser Class Laser Effect:	3R
Colour Spectrum Strobe:	CW
Number Of LEDs Strobe:	24
LED Type Strobe:	0.5 W
DMX Input / Output:	XLR 3-Pin Male / XLR 3-Pin Female
DMX Mode:	3, 5, 9, 30-Channel
DMX Functions:	Auto Programm Speed, Auto Programs, Colour Macro, Laser, Master Dimmer, Rotate Laser, Single RGB LED's, Sound Control, Strobe, Strobe Speed Laser


Standalone Modes:	Auto Programs, Master / Slave Mode, Sound Programs, Static
Controls:	Enter, Mode, Value Up, Value Down
Indicators:	4x7 Segment LED Display
Operating Voltage:	100 V AC - 240 V AC, 50 - 60 Hz
Power Consumption:	50 W
Power Connector:	IEC Power Input And Output
Fuse:	T 1.0A
Housing Material:	ABS Plastic
Cabinet Colour:	Black
Cooling:	Fan
Dimensions (W x H x L):	207 x 207 x 78 mm
Weight:	1.3 kg
Features:	Adjustable Mounting Bracket Included, IR Remote, Key, Remote Connection



# FLAT MOON

## 3-IN-1 LIGHTING EFFECT WITH FLAT 3-IN-1 MULTI-EFFECT RGB +UV PAR-LIGHT WITH STROBE

- ▶ 3-in-1 multi-effect light with RGB+UV, cold white strobe and single RGB centre LED
- ▶ 9 x 4W RGB+UV LEDs for rich colour mixing and blacklight
- ▶ 21 x 0.5W cold white SMD LEDs for dynamic high-speed strobe effects
- ▶ Single 18W RGB centre LED
- ▶ Individual control of RGB+UV ring, strobe programs and center LED
- ▶ 4 DMX plus automatic and sound activation modes
- ▶ Master, slave and standalone operation
- ▶ Low-noise fan for cool, quiet operation
- ▶ IR remote and universal mounting bracket included



## SPECIFICATIONS

Product Number:	CLFLATMOON
Product Type:	LED PAR Lighting
Type:	LED / Laser / Effects
Colour Spectrum PAR:	RGB+UV
LED Type PAR:	4 W
Number of LEDs PAR:	9
Colour Spectrum centre LED:	RGB
Number of centre LEDs:	1
LED Type centre LEDs:	18 W
Colour Spectrum Strobe:	CW
Number of LEDs Strobe:	21
LED Type Strobe:	0.5 W
DMX Input:	XLR 3-Pin Male
DMX Mode:	2, 5, 9, 22-Channel
DMX Functions:	Auto Programs, Colour Macro, Master Dimmer, RGB Centre LED, RGB+UV, Sound Control, Strobe

Standalone Modes:	Auto Programs, Master / Slave Mode, Setup, Sound Programs, Static Colour
Controls:	Down, Enter, Mode, Up
Indicators:	4x7 segment LED Display
Power Connector:	IEC Power Input And Output
Operating Voltage:	100 V AC - 240 V AC, 50 - 60 Hz
Power Consumption:	67 W
Fuse:	T1.0A
Temperature range:	0 - 40 °C
Housing Material:	ABS Plastic
Cabinet Colour:	Black
Cooling:	Fan
Dimensions (W x H x L):	207 x 78 x 207 mm
Weight:	1.8 kg
Features:	Adjustable Mounting Bracket included, IR Remote, Security Lock Slot



## FLAT STAR

### FLAT 2-IN-1 RGBWA+ UV PAR LIGHT WITH RGB RING

- ▶ 3 x 12W RGBWA+UV LEDs for rich colour mixing and blacklight
- ▶ 27 x 0.5W RGB SMD LED ring with built-in patterns for strobe, chase and halo effects
- ▶ 5 DMX modes plus automatic and sound control
- ▶ Master, slave and standalone operation
- ▶ Low-noise fan
- ▶ IEC input and output for power linking
- ▶ IR remote and universal mounting bracket included



## SPECIFICATIONS

Product Number:	CLFLATSTAR
Product Type:	LED PAR Lighting
Type:	LED / Strobe / Effects
Colour Spectrum PAR:	RGBWA+UV
LED Type PAR:	12 W
Number of LEDs PAR:	3
Colour Spectrum Strobe:	RGB
Number of LEDs Strobe:	27
LED Type Strobe:	0.5 W
DMX Input / Output:	XLR 3-Pin Male / XLR 3-Pin Female
DMX Mode:	3-Channel 1, 3-Channel 2, 7-Channel, 12-Channel, 13-Channel
DMX Functions:	Auto Programs, Master Dimmer, Colour Macro, RGBWA+UV, Sound Control, Strobe
Standalone Modes:	Auto Programs, Master / Slave Mode, Sound Programs, Static Colour

Controls:	Down, Enter, Mode, Up
Indicators:	4x7 segment LED Display
Power Connector:	IEC Power Input And Output
Operating Voltage:	100 V AC - 240 V AC, 50 - 60 Hz
Power Consumption:	57.5 W
Fuse:	T1.0A
Temperature range:	0 - 40 °C
Housing Material:	ABS Plastic
Cabinet Colour:	Black
Cooling:	Fan
Dimensions (W x H x L):	177 x 75 x 177 mm
Weight:	1.3 kg
Features:	Adjustable Mounting Bracket, IR Remote, Safety Eyelet included





## STORM FX

3-IN-1 LIGHTING EFFECT WITH GRATING LASER, STROBE AND DERBY EFFECT INCL. IR-REMOTE

- ▶ 3 FX in 1: grating laser, Strobe, chaser and derby effect
- ▶ Laser with Red 100mW / 650nm and green 30mW / 532nm diodes
- ▶ Strobe with 12 ultra-bright white 0.5 W LEDs
- ▶ RGBWA derby effect with 9 W RGB and 9 W BWA LEDs
- ▶ 2 DMX Modes, sound activation and automated programs
- ▶ Master, slave and standalone operation
- ▶ Each effect individually usable
- ▶ Low-Noise Fan
- ▶ Safety eye and adjustable mounting bracket
- ▶ Infrared remote control included



## SPECIFICATIONS

Product Number:	CLSTORMFX
Product Type:	LED Lighting Effects
Type:	LED / Laser / Effects
Colour Spectrum Derby Effect:	RGBWA (9W RGB + 9W BWA)
Number Of LEDs Derby Effect:	6
LED Type Derby Effect:	3 W
Number Of Diodes Laser Effect:	1 x Green, 1 x Red
Colour Spectrum Laser Effect:	Green LED (532 nm) , Red LED (650 nm)
Type of Diodes Laser Effect:	Red 100 mW, Green 50 mW (DPSS Laser)
Laser Class Laser Effect:	3R
Laser Shutdown (Safety Function):	Connection for External Emergency Stop Switch, Lock Switch
Colour Spectrum Strobe:	white
Number Of LEDs Strobe:	12
LED Type Strobe:	0.5 W
DMX Input / Output:	XLR 3-Pin Male / Female

DMX Mode:	2, 12-Channel
DMX Functions:	Auto Programs, Derby, Strobe, Sound Programs
Standalone Modes:	Auto Programs, Sound Programs
Controls:	Enter, Mode, Value Up, Value Down
Indicators:	4-Digit LED Display
Operating Voltage:	100 V AC - 240 V AC, 50 - 60 Hz
Power Consumption:	50 W
Power Connector:	IEC Power Input And Output
Housing Material:	Metal
Cabinet Colour:	Black
Cooling:	Fan
Dimensions (W x H x L):	290 x 210 x 200 mm
Weight:	2.6 kg
Features:	Adjustable Mounting Bracket, IR Remote, Optional Remote Switch, Security Lock Slot, Short-Circuit Connector for Remote Connection included



# MOONFLOWER HP

## 32 W 4 IN 1 RGBW HIGHPOWER LED EFFECT

- ▶ 1 x 32 W RGBW 4 in 1 High Power LED
- ▶ Low Power Consumption
- ▶ Power in/out for daisy chaining
- ▶ Operated via DMX, in master/slave Mode or standalone Mode
- ▶ Integrated microphone for sound control
- ▶ Simple to operate using the four buttons and LED Display
- ▶ Rugged metal housing
- ▶ Universal mounting bracket included



## SPECIFICATIONS

Product Number:	CLFLOWERHP
Product Type:	LED Lighting Effects
Type:	LED Effect Lights
Colour Spectrum:	RGBW
Number Of LEDs:	1
LED Type:	32 W 4 in 1
DMX Input / Output:	XLR 3-Pin Male / XLR 3-Pin Female
DMX Mode:	2, 5-Channel
DMX Functions:	Clockwise Fast & Slow, Colour Selection, Counter Clockwise Fast & Slow, Dimmer, No Rotation, Strobing Fast & Slow

Standalone Modes:	Auto Run, Sound Control
Controls:	Enter, Mode, Value Up, Value Down
Indicators:	LED Display
Operating Voltage:	100 V AC - 240 V AC, 50 - 60 Hz
Power Consumption:	40 W
Power Connector:	IEC Power Connector Male / Female
Housing Material:	Metal
Cabinet Colour:	Black
Cooling:	Convection
Dimensions (W x H x L):	250 x 240 x 177 mm
Weight:	3.3 kg



## SUPERFLY HP

5 x 10 WATT RGBWA  
HIGHPOWER LED EFFECT

- ▶ 5 x 10 Watt RGBWA High Power LEDs
- ▶ Low Power Consumption
- ▶ Power in/out for daisy chaining
- ▶ Operated via DMX, in master/slave Mode or standalone Mode
- ▶ Integrated microphone for sound control
- ▶ Simple to operate using the four buttons and LED Display
- ▶ Rugged metal housing
- ▶ Universal mounting bracket included



### SPECIFICATIONS

Product Number:	CLSUPERFLYHP
Product Type:	LED Lighting Effects
Type:	LED Effect Lights
Colour Spectrum:	RGBWA
Number Of LEDs:	5
LED Type:	10 W RGBWA
DMX Input / Output:	XLR 3-Pin Male / XLR 3-Pin Female
DMX Mode:	2, 5-Channel
DMX Functions:	Clockwise Fast & Slow, Colour Selection, Counter Clockwise Fast & Slow, Dimmer, No Rotation, Strobing Fast & Slow

Standalone Modes:	Auto Run, Sound Control
Controls:	Enter, Mode, Value Up, Value Down
Indicators:	LED Display
Operating Voltage:	100 V AC - 240 V AC, 50 - 60 Hz
Power Consumption:	50 W
Power Connector:	IEC Power Connector Male / Female
Housing Material:	Metal
Cabinet Colour:	Black
Cooling:	Convection
Dimensions (W x H x L):	260 x 225 x 300 mm
Weight:	5.5 kg



# SUPERFLY XS

## 2-IN-1 DERBY EFFECT AND STROBE INCL. IR-REMOTE

- ▶ 2 FX in 1: derby effect and Strobe
- ▶ RGBW flower effect with four 3 W LEDs
- ▶ Strobe with 16 ultra-bright white 0.5 W LEDs
- ▶ 2 DMX Modes, sound activation and automated programs
- ▶ Master, slave and standalone operation
- ▶ Each effect individually usable
- ▶ Low-Noise Fan
- ▶ Safety eye and adjustable mounting bracket
- ▶ Infrared remote control included



### SPECIFICATIONS

Product Number:	CLSUPERFLYXS
Product Type:	LED Lighting Effects
Type:	LED / Strobe / Effects
Colour Spectrum Derby Effect:	RGBW
Number Of LEDs Derby Effect:	4
LED Type Derby Effect:	3 W
Colour Spectrum Strobe:	White
Number Of LEDs Strobe:	16
LED Type Strobe:	0.5 W
DMX Input / Output:	XLR 3-Pin Male / XLR 3-Pin Female
DMX Mode:	1, 5-Channel
DMX Functions:	Auto Programs, Derby, Sound Programs, Strobe

Standalone Modes:	Auto Programs, Sound Programs
Controls:	Enter, Mode, Value Up, Value Down
Indicators:	4-Digit LED Display
Operating Voltage:	100 V AC - 240 V AC, 50 - 60 Hz
Power Consumption:	50 W
Power Connector:	IEC Power Input And Output
Housing Material:	Metal
Cabinet Colour:	Black
Cooling:	Fan
Dimensions (W x H x L):	202 x 168 x 142 mm
Weight:	1.6 kg
Features:	Adjustable Mounting Bracket, IR Remote, Security Lock Slot included





## SUPERFLY FX

### 2-IN-1 LED DERBY EFFECT WITH GRATING LASER

- ▶ 2 FX in one: derby effect and grating laser
- ▶ RGBW derby effect with four 3 W LEDs
- ▶ 100mW red and 30mW green class 3R grating laser
- ▶ Each effect individually usable
- ▶ 2 DMX Modes, sound activation and Auto Run programs
- ▶ Master, slave and standalone operation
- ▶ Interlock connector and key switch
- ▶ Low-Noise Fan
- ▶ Safety eye and adjustable mounting bracket
- ▶ Infrared remote control included



## SPECIFICATIONS

Product Number:	CLSUPERFLYFX
Product Type:	LED Lighting Effects
Type:	LED Effect Lights
Colour Spectrum:	RGBW
Number Of LEDs:	4
Type of Diodes Laser Effect:	Red 100 mW, Green 50 mW (DPSS Laser)
Laser Class Laser Effect:	3R
Laser Shutdown (Safety Function):	Lock Switch, Remote Connection
LED Type:	3 W
Colour Spectrum Laser Effect:	Green (532 nm) , Red (650 nm)
DMX Input / Output:	XLR 3-Pin Male / XLR 3-Pin Female
DMX Mode:	2, 8-Channel
DMX Functions:	Derby, Derby Motor, Derby Program, Laser, Laser Motor, Laser Program, Stroboscope
Standalone Modes:	Auto Programs, Sound Programs

Controls:	Enter, Mode, Value Up, Value Down
Indicators:	4-Digit LED Display
Operating Voltage:	110 V AC - 240 V AC / 50 – 60 Hz
Power Consumption:	25 W
Power Connector:	IEC Power Input And Output
Housing Material:	Metal
Cabinet Colour:	Black
Cooling:	Fan
Dimensions (W x H x L):	220 x 140 x 169 mm
Weight:	1.6 kg
Features:	Adjustable Mounting Bracket, IR Remote, Optional Remote Switch, Rubber Feet, Security Lock Slot, Short-Circuit Connector For Remote Connection included



# SERUM

## 3-IN-1 DERBY, MOONFLOWER AND STROBE EFFECT LIGHT

- ▶ 3-in-1 LED Hybrid Effect Light
- ▶ Derby effect with 2 x 9W RGB LEDs
- ▶ Moonflower effect with 64 x 5mm LEDs (16 red, green, blue, white respectively)
- ▶ Strobe effect with 36 x 5mm LEDs
- ▶ Individual DMX, automated or sound control of each effect
- ▶ 3 DMX Modes plus master, slave and standalone operation
- ▶ Sound activation and built-in automated programs
- ▶ Rugged metal enclosure with efficient convection cooling
- ▶ Bright 4-button display for easy menu navigation
- ▶ Adjustable mounting bracket and safety eye for secure installation



## SPECIFICATIONS

Product Number:	CLSERUM
Product Type:	LED Lighting Effects
Type:	LED / Strobe / Effects
Colour Spectrum Derby Effect:	RGB
Number Of LEDs Derby Effect:	6
LED Type Derby Effect:	3 W
Colour Spectrum Strobe:	white
Number Of LEDs Strobe:	36
LED Type Strobe:	5 mm
DMX Input / Output:	XLR 3-Pin Male / XLR 3-Pin Female
DMX Mode:	2, 4, 7-Channel
DMX Functions:	Auto Programs, Derby, Flower, Sound Programs Strobe

Standalone Modes:	Auto Programs, Sound Programs
Controls:	Enter, Mode, Value Up, Value Down
Indicators:	4-Digit LED Display
Operating Voltage:	110 V AC - 240 V AC / 50 – 60 Hz
Power Consumption:	75 W
Power Connector:	IEC Power Input And Output
Housing Material:	Metal
Cabinet Colour:	Black
Cooling:	Convection
Dimensions (W x H x L):	245 x 240 x 240 mm
Weight:	3.205 kg
Features:	Adjustable Mounting Bracket, Security Lock Slot included



## VOODOO

### 2-IN-1 DERBY AND STROBE EFFECT LIGHT

- ▶ 2-in-1 LED Hybrid Effect Light
- ▶ Derby effect with 20 x 3W RGBA LEDs and single pixel control
- ▶ Strobe effect with 12 x 1W LEDs
- ▶ Individual DMX, automated or sound control of each effect
- ▶ 3 DMX Modes plus master, slave and standalone operation
- ▶ Sound activation and built-in automated programs
- ▶ Rugged metal enclosure with efficient convection cooling
- ▶ Bright 4-button display for easy menu navigation
- ▶ Adjustable mounting bracket and safety eye for secure installation
- ▶ Includes handheld infrared remote



## SPECIFICATIONS

Product Number:	CLV00D00
Product Type:	LED Lighting Effects
Type:	LED / Strobe / Effects
Colour Spectrum Derby Effect:	RGBA
Number Of LEDs Derby Effect:	20
LED Type Derby Effect:	3 W
Colour Spectrum Strobe:	White
Number Of LEDs Strobe:	12
LED Type Strobe:	1 W
DMX Input / Output:	XLR 3-Pin Male / XLR 3-Pin Female
DMX Mode:	2, 4, 8-Channel
DMX Functions:	Derby, Auto Programs, Sound Programs, Strobe
Standalone Modes:	Auto Programs, Sound Programs

Controls:	Enter, Mode, Value Up, Value Down
Indicators:	4-Digit LED Display
Operating Voltage:	100 V AC - 240 V AC, 50 - 60 Hz
Power Consumption:	75 W
Power Connector:	IEC Power Input And Output
Housing Material:	Metal
Cabinet Colour:	Black
Cooling:	Convection
Dimensions (W x H x L):	275 x 290 x 280 mm
Weight:	4.214 kg
Features:	Adjustable Mounting Bracket, Security Lock Slot included



## EYE-EYE DERBY MATRIX BEAM LIGHT

- ▶ 24 x 3W RGBA Derby Matrix Effect
- ▶ Individual DMX control of all 24 LEDs
- ▶ 4 DMX Modes plus master, slave and standalone operation
- ▶ Sound activation and built-in automated programs
- ▶ Rugged metal enclosure with efficient convection cooling
- ▶ Bright 4-button display for easy menu navigation
- ▶ Adjustable mounting bracket and safety eye for secure installation




### SPECIFICATIONS

Product Number:	CLEYEEYE
Product Type:	LED Lighting Effects
Type:	LED Effect Lights
Colour Spectrum:	RGBA
Number Of LEDs:	24
LED Type:	3 W
DMX Input / Output:	XLR 3-Pin Male / XLR 3-Pin Female
DMX Mode:	2, 4, 8-Channel
DMX Functions:	Derby, Auto Programs, Sound Programs, Strobe
Standalone Modes:	Auto Programs, Sound Programs

Controls:	Enter, Mode, Value Up, Value Down
Indicators:	4-Digit LED Display
Operating Voltage:	100 V AC - 240 V AC, 50 - 60 Hz
Power Consumption:	90 W
Power Connector:	IEC Power Input And Output
Housing Material:	Metal
Cabinet Colour:	Black
Dimensions (W x H x L):	265 x 185 x 165 mm
Weight:	3.635 kg
Features:	Adjustable Mounting Bracket, Security Lock Slot included





# LED SCANNERS

Light every corner of the room and start your own creation of brightness. An LED scanner makes it possible. This is a multifunctional headlight which shatters light beams over the room by reflecting it onto a moveable mirror. Generous tilting angles as well as a very flexible use of the mirrors support a variety of lighting creations – manually and automatically. Gobos, which are attachments, enlarge these varieties even further. They can add patterns, words or pictures. A strong performance, low energy consumption and very lively, intensive colour impressions – these are the distinct features of the LED scanner. LED scanners are an essential part of Modern lighting, especially in discoteques. Professional and creative lighting needs professional and creative tools.



# NANO ROLL 100

## BARREL SCANNER WITH 7 GOBOS

- ▶ Miniature barrel scanner with gobo wheel
- ▶ Single high-power 10W Cree LED
- ▶ Precision high-speed rotation and pan for vibrant effects
- ▶ Gobo wheel with 7 gobos + open
- ▶ Colour wheel with red, orange, yellow, green, cyan, magenta and blue filters + open
- ▶ Gobo and colour wheels individually controllable
- ▶ Dimming, high-speed strobe, shutter and gobo shake functions
- ▶ 3 DMX modes plus master and slave operation
- ▶ 17 auto run programs and built-in microphone for sound activation
- ▶ 4-button display for easy configuration and manual



## SPECIFICATIONS

Product Number:	CLNROLL100
Product Type:	LED Moving Lights
Type:	LED Scanners
Colour Spectrum:	8-Channel multi colour
Number Of LEDs:	1
LED Type:	10 W
Number of gobos:	7 + open
DMX Input / Output:	XLR 3-Pin Male / XLR 3-Pin Female
Protocols:	USITT DMX 512 Protocol
DMX Mode:	2, 8, 10-Channel
DMX Functions:	Adjustable Audio Sensitivity, Auto Programs, Colour Wheel, Dimmer, Gobo Wheel, PAN, Pan Speed, Reset, Roll, Sound Control, Speed, Strobe
PAN Movement:	180°
TILT Movement:	Unlimited

High Speed Strobe:	1 - 20 Hz
Standalone Modes:	Auto Run, Show, Sound Control
Controls:	-, +, Enter, Mode, Value Down, Value Up
Indicators:	LED Display
Operating Voltage:	100 V AC - 240 V AC, 50 - 60 Hz
Power Consumption:	25 W
Power Connector:	IEC Power Input And Output
Max. Output Current:	3 A
Housing Material:	ABS Plastic, Metal
Cabinet Colour:	Black
Protection Class IP:	IP20
Cooling:	Convection
Max. Ambient Temperature:	32 °F - 40°
Dimensions (W x H x L):	130 x 339 x 129 mm
Weight:	2.3 kg





## NANO SCAN 100

### LED MINI GOBO SCANNER 10W

- ▶ Miniature Gobo Scanner with single high-power 10W LED
- ▶ Precise high-speed pan and tilt for vibrant beam movement
- ▶ Colour Wheel with red, orange, yellow, green, cyan, magenta and blue filters + open
- ▶ Gobo wheel with 7 gobos + open
- ▶ Gobo and Colour Wheels independently controllable
- ▶ Dimmer, high-speed Strobe, shutter and gobo shake functions
- ▶ 3 DMX Modes plus master and slave operation
- ▶ 17 Auto Run programs and built-in microphone for sound activation
- ▶ 4-button display for easy configuration and manual



## SPECIFICATIONS

Product Number:	CLNSCAN100
Product Type:	LED Moving Lights
Type:	LED Scanners
Colour Spectrum:	8-Channel Multi Colour
Number Of LEDs:	1
LED Type:	10 W
Dispersion:	12°
DMX Input / Output:	XLR 3-Pin Male / XLR 3-Pin Female
Protocols:	USITT DMX 512 Protocol
DMX Mode:	2, 8, 10-Channel
DMX Functions:	Adjustable Audio Sensitivity, Auto Programs, Colour Wheel, Dimmer, Duration, Gobo Wheel, PAN, Reset, Pan Speed, Sound Control, Strobe, TILT, Tilt Speed
Wireless DMX:	No
PAN Movement:	160°
TILT Movement:	90°
High Speed Strobe:	1 - 20 Hz

Standalone Modes:	Auto Run, Show, Sound Control
Controls:	Enter , Mode , Value Down , Value Up
Indicators:	LED Display
Operating Voltage:	100 V AC - 240 V AC, 50 - 60 Hz
Power Consumption:	25 W
Power Connector:	IEC Power Input And Output
Max. Output Current:	3 A
Housing Material:	ABS Plastic , Metal
Cabinet Colour:	Black
Protection Class IP:	IP20
Cooling:	Convection
Illuminance:	4,600 lx @ 1m
Max. Ambient Temperature:	0° - 40°
Dimensions (W x H x L):	130 x 293 x 119 mm
Weight:	2.3 kg



Featuring



## TWIN SCAN 20

### DUAL 10W CREE LED GOBO SCANNER



- ▶ 2 individually controllable gobo scanners in a single enclosure
- ▶ Powerful white 10 watt Cree LEDs
- ▶ Each scanner with 9 brilliant colour/gobo combinations + open/white
- ▶ Manual focus adjustment
- ▶ 4 Modes of DMX control
- ▶ Master, slave or standalone operation
- ▶ Automated programs and sound control
- ▶ LED Display with 4 function keys for easy menu navigation
- ▶ Black metal enclosure with hanging bracket and safety eye



## SPECIFICATIONS

Product Number:	CLTWINSCAN20
Product Type:	LED Moving Lights
Type:	LED Scanners
Colour Spectrum:	9 colours + white
Number Of LEDs:	2
LED Type:	10 W
Dispersion:	12°
DMX Input / Output:	XLR 3-Pin Male / XLR 3-Pin Female
DMX Mode:	1, 3, 4, 8-Channel
DMX Functions:	Auto 1-16, Barrel Movement, Colour Macro, Dimmer, Sound Control, Strobe
PAN Movement:	55
High Speed Strobe:	1 - 20 Hz


Standalone Modes:	Auto 1-9, Sound Control
Controls:	Enter, Mode, Value Up, Value Down
Indicators:	LED Display
Operating Voltage:	100 V AC - 240 V AC, 50 - 60 Hz
Power Consumption:	35 W
Power Connector:	IEC Power Connector Male
Housing Material:	Metal
Cabinet Colour:	Black
Cooling:	Convection
Illuminance:	2,400 lx @ 1m
Dimensions (W x H x L):	545 x 151 x 180 mm
Weight:	5 kg



## G SCAN 80

### LED GOBO SCANNER 80 W


- ▶ State-of-the-art LED technology for ultra bright 40,000 lx illuminance
- ▶ Extra smooth pan and tilt with 16-bit precision resolution
- ▶ Colour wheel with Warm Yellow, Lavender, Lime, Cyan, Amber, Yellow, Blue, Green
- ▶ Gobo wheel with 9 gobos + open spot
- ▶ Gobo and colour wheels independently controllable
- ▶ 9-Channel and 12-Channel DMX control
- ▶ Dimming, high-speed strobe, shutter and gobo shake effects
- ▶ 12 auto-run programs and built-in microphone for sound activation
- ▶ 4-button display for easy configuration and manual control



## SPECIFICATIONS

Product Number:	CLSCAN80W
Product Type:	LED Moving Lights
Type:	LED Scanners
Colour Spectrum:	9 Channel Multi Colour Wheel
Number Of LEDs:	1
Colour temperature:	24000 K
Rated avg. life span LED:	50000 hrs.
LED type:	80 W
Refresh rate:	6,000 Hz
Dispersion:	12 °
Number of gobos:	9 + open
DMX Input / Output	XLR 3-pin male / female
RDM:	No
Protocols:	USITT DMX-512
DMX Mode:	9, 12-Channel
DMX Functions:	Colour wheel, Continuous operation, Device Settings, Dimmer, Gobo Wheel, PAN, PAN FINE, Pan/Tilt Macros, Pan/Tilt Speed, Strobe, TILT, TILT FINE
Wireless DMX:	No
PAN movement:	180°
TILT movement:	90°

High Speed Strobe:	No Hz
Standalone modes:	Auto Run ,Sound Control
Controls:	Enter, Mode, Value Down, Value Up
Indicators:	4-digit LED display
Operating voltage:	100 V AC - 240 V AC, 50 - 60 Hz
Power consumption:	130 W
When 110V/ 240, how many pcs can be connected:	5 / 5
Fuse:	F3AL
Power Connector:	IEC Power Connector Male
Power through connector:	IEC Power Connector Female
Max. output current:	6 A
Housing Material:	ABS Plastic, Metal
Cabinet Colour:	Black
Protection class IP:	IP20
Cooling:	Temperature-Controlled Fan
Illuminance:	40,000lx @ 1m
Luminous flux:	1,000 lm
Humidity Range:	Not Condensing
Dimensions (W x H x L):	190 x 450 x 150 mm
Weight:	4.9 kg





# **LED LIGHT SETS**

It is the ideal lighting solution for clubs, live performers and DJs: the LED PAR set. Usually, four headlights are fixed to a strong bar and form a lighting system. It is an especially popular device for events because of its advantages. An LED PAR set is built up fast with a tripod. It can also be part of a bigger lighting system by clipping it to a rail.



Stand is not included.





NEW

# MULTI FX BAR EZ

LED LIGHTING SYSTEM WITH 3 LIGHTING EFFECTS  
FOR MOBILE DJs, ENTERTAINERS AND BANDS

## FEATURES

- ▶ All-in-one lighting system with 3 intense effects including 4 brilliant LED spot lights, 2 rotating LED derbies and 4 strobe LEDs
- ▶ Pre-mounted to a bar with Pole insert for instant set-up and use
- ▶ Includes a convenient carry bag, wireless footswitch, infrared remote control and truss Mounting Brackets
- ▶ Built-in programs for mesmerizing light shows
- ▶ Multiple control options including DMX, infrared remote or wireless footswitch plus automatic operation and sound activation
- ▶ All effects usable individually and in combinations



## SPECIFICATIONS

Product Number:	CLMFXBAREZ
Product Type:	LED Lighting Effects
Type:	3 in 1 Multi FX Bar
Spot Colour Spectrum:	RGBWA+UV
Number Of Spot LEDs:	3
Colour Spectrum Derby Effect:	RGB
Number Of LEDs Derby Effect:	3 Single Colour
LED Type Derby Effect:	3 W
Colour Spectrum Strobe:	White
Number Of LEDs Strobe:	4
LED Type Strobe:	1 W
DMX Input / Output:	XLR 3-Pin Male / XLR 3-Pin Female
DMX Functions:	Auto Programs, Dimmer Chase, RGBWA + UV (for PAR), Speed Control, Strobe, Colour Macros, Derby Rotation, Dimmer, Foreground / Background Colour, RGB (for PAR)
DMX Mode:	25-Channel, 28-Channel 5-Channel 1, 5-Channel 2, 7-Channel, 10-Channel, 36-Channel

Standalone Modes:	Sound Programs, Auto Programs, Static
Controls:	Enter, Mode, Value Up, Value Down
Indicators:	4-Digit LED Display
Operating Voltage:	100 V AC - 240 V AC, 50 - 60 Hz
Power Consumption:	110 W
Fuse:	T2A / 250 V (5 x 20 mm)
Max. Ambient Temperature:	10° C - 40° C
Power Connector:	IEC Power Input And Output
Housing Material:	Metal / ABS
Cabinet Colour:	Black
Cooling:	Fan
Dimensions (W x H x L):	1149 x 414 x 80 mm
Weight:	6.6 kg
Features:	IR Remote Control, Softcase, Stand Mount 35 mm, Adjustable Mounting Bracket, Safety Eyelet, Wireless Footswitch (433MHz)



Stand is not included.



# MULTI FX BAR

ALL-IN-ONE SOLUTION WITH 5 LIGHTING EFFECTS  
FOR MOBILE DJs, ENTERTAINERS AND BANDS

## FEATURES

- ▶ All-in-one lighting system with 5 intense effects including 2 brilliant LED PAR cans, 2 rotating LED derbies, 4 Strobe LEDs, a grating laser and UV light
- ▶ Pre-mounted to a bar with Pole insert for instant set-up and use
- ▶ Includes a convenient carry bag, wireless footswitch, infrared remote control and truss Mounting Brackets
- ▶ 46 built-in programs for mesmerizing light shows that include all 5 effects
- ▶ Multiple control options including a 4-button display, DMX, infrared remote, wireless footswitch, sound activation and automatic operation
- ▶ All effects usable individually and in combinations




## SPECIFICATIONS

Product Number:	CLMFXBAR
Product Type:	LED Lighting Effects
Type:	LED / Strobe / Laser Effects
Spot Colour Spectrum:	RGB+UV 12 W
Number Of Spot LEDs:	12
Colour Spectrum Derby Effect:	RGB
Number Of LEDs Derby Effect:	6
LED Type Derby Effect:	3 W
Colour Spectrum Laser Effect:	Green (532 nm), Red (650 nm)
Number Of Diodes Laser Effect:	1 x Green, 1 x Red
Type of Diodes Laser Effect:	Red 150 mW, Green 50 mW (DPSS Laser)
Laser Class:	3R
Laser Shutdown (Safety Function):	Connection For External Emergency Stop Switch, Lock Switch
Colour Spectrum Strobe:	White
Number Of LEDs Strobe:	4
LED Type Strobe:	3 W
DMX Input / Output:	XLR 3-Pin Male / XLR 3-Pin Female

DMX Functions:	Auto Programs, Derby, Laser, Sound Sensitivity, Strobe
DMX Mode:	2, 5, 29-Channel
Standalone Modes:	Auto Programs, Colour, Master / Slave Mode, Sound Programs
Controls:	Enter, Mode, Value Up, Value Down
Indicators:	4-Digit LED Display
Operating Voltage:	IEC Power Input And Output
Power Consumption:	120 W
Fuse:	T 3.15 A
Max. Ambient Temperature:	120 W
Power Connector:	IEC Power Input And Output
Housing Material:	Metal
Cabinet Colour:	Black
Cooling:	Fan
Dimensions (W x H x L):	1100 x 60 x 60 mm
Weight:	6.3 kg
Features:	IR Remote, Key Switch With 2 Keys, Mounting Brackets, Truss Mounting Angles and Interlock Connector for Optional Emergency Stop Switch, Wireless Footswitch with 12V 23AE Battery



CLMPARCOB1 SET2  
with stand and footswitch



# MULTI PAR COB 1 / SET 2

COMPACT 4 x 30 W RGB COB LED LIGHTING SYSTEM  
INCL. TRANSPORT CASE OR IN A SET WITH  
TRANSPORT CASE, 4 PEDAL FOOT SWITCH AND STAND

## FEATURES

- ▶ 4 x 30W ultra-bright RGB LEDs
- ▶ COB Technology for smooth colour mixing
- ▶ Professional 28-mm TV adapter for mounting
- ▶ IR-Remote included
- ▶ Operated via DMX, in master/slave Mode, standalone Mode, IR-Remote or foot switch (optional or included in Set)
- ▶ Integrated microphone for sound control
- ▶ Simple to operate using the four buttons and LC-Display
- ▶ Heavy duty aluminium housing
- ▶ Installation points and switchable power plugs for 2 additional lights
- ▶ transport case included




## SPECIFICATIONS

Product Number:	CLMPARCOB1 / CLMPARCOB1SET2
Product Type:	LED Lighting Systems
Spot Colour Spectrum:	RGB
Number Of LEDs:	4 x 1
LED type:	30 W COB
Dispersion:	50°, (with the supplied lens set) 25°
DMX input / Output:	XLR 3-pin male / XLR 3-pin female
DMX mode:	5-Channel, 7-Channel, 12-Channel, 8-Channel, 17-Channel, 4-Channel, 3-Channel, 6-Channel
DMX Functions:	Strobe, Sound Control, Master Dimmer, 13 Programs, Switchable Power Sockets 1/2, RGB
Standalone modes:	Master / Slave Mode, Auto Run, Static Colour, Sound Control, Strobe, 13 Programs
Remote connection:	XLR 5-pin female

Controls:	Enter, mode, Value Up, Value Down
Indicators:	Multifunction LC display
Operating voltage:	90 V AC - 240 V AC, 50 - 60 Hz
Power consumption:	120 W
Power connector:	Neutrik PowerCon
Housing material:	Metal
Cabinet colour:	Black
TV spigot:	28 mm
Dimensions (W x H x L):	1005 x 285 x 80 mm
Weight:	9 kg, 18.45 kg (Set)
Features:	IR Remote, Installation Points for 2 additional Lights, Neutrik PowerCON Output
Accessories (included):	Power Cord 3m (Neutrik PowerCON), IR-Remote, Transport Case



CLMPAR2 SET 3  
with stand and footswitch



# MULTI PAR 2 / SET 3

COMPACT 28 x 3 W TRI COLOUR LED LIGHTING SYSTEM  
INCL. TRANSPORT CASE OR IN A SET WITH  
TRANSPORT CASE, 4 PEDAL FOOT SWITCH AND STAND

## FEATURES

- ▶ 4 x 7 ultra-bright 3 W TRI RGB LEDs
- ▶ Professional 28-mm TV spigot for mounting
- ▶ Operated via DMX, in master/slave Mode, standalone Mode or via footswitch (optional or included in Set)
- ▶ Integrated microphone for sound control
- ▶ Simple to operate using the four buttons and LC-Display
- ▶ Sturdy metal housing
- ▶ transport case included



## SPECIFICATIONS

Product Number:	CLMPAR2 / CLMPAR2SET3	Controls:	Mode, Enter, Value Up, Value Down
Product Type:	LED Lighting Systems, LED Lighting Systems, LED Lighting System Accessories, Stands and Tripods	Indicators:	Multifunction LC Display, Static Colour, Sound Control, Program Selection
Type:	Indoor, Lighting Stands	Operating voltage:	100 V AC - 250 V AC
Colour Spectrum:	RGB	Power consumption:	100 W
Number of LEDs:	4 x 7	Power connector:	IEC Power Connector Female, IEC Power Connector Male
LED type:	3 W TRI Colour	Housing material:	Metal
Dispersion:	25°	Cabinet colour:	Black
DMX Input / Output:	XLR 3-pin male / XLR 3-pin female	Illuminance:	5,450lx @ 1m
DMX mode:	9-Channel, 6-Channel, 15-Channel	TV spigot:	28 mm
DMX Functions:	Master Dimmer, Colour jump, Strobe, Sound Control, RGB, Colour Fade	Dimensions (W x H x L):	1030 x 290 x 100 mm
Standalone modes:	Colour Change, Colour Fade, Master / Slave Mode, Sound Control, Static Colour, Auto Run	Weight:	8 kg, 17.45 kg (Set)
Remote connection:	XLR 5-pin female	Accessories (included):	Transport case



CLMPAR3 SET 3  
with stand and footswitch





# MULTI PAR 3 / SET 3

COMPACT 28 x 8 W QUAD COLOUR LED LIGHTING SYSTEM INCL. TRANSPORT CASE OR IN A SET WITH TRANSPORT CASE, 4 PEDAL FOOT SWITCH AND STAND

## FEATURES

- ▶ 4 x 7 ultra-bright 8 W QUAD RGBW LEDs
- ▶ RGBW for perfect mixing of solid and pastel colours
- ▶ Professional 28-mm TV adapter for mounting
- ▶ Optional footswitch for easy on stage controlling
- ▶ IR-Remote included
- ▶ Operated via DMX, in master/slave Mode or standalone Mode
- ▶ Integrated microphone for sound control
- ▶ Simple to operate using the four buttons and LC-Display
- ▶ Heavy duty aluminium housing
- ▶ Practical transport case included



## SPECIFICATIONS

Product Number:	CLMPAR3 / CLMPAR3SET3
Product Type:	LED Lighting Systems, LED Lighting Systems, LED Lighting System Accessories, Stands and Tripods
Type:	Indoor, Lighting Stands
Colour Spectrum:	RGBW
Number of LEDs:	4 x 7
LED type:	8 W QUAD Colour
Dispersion:	25°
DMX Input / Output:	XLR 3-pin Male / XLR 3-pin Female
DMX mode:	9-Channel, 4-Channel 1, 21-Channel, 16-Channel, 4-Channel 2, 6-Channel, 8-Channel
DMX Functions:	RGBW, Program, Master Dimmer, Strobe, Sound Control, Switchable Power Sockets 1/2
Standalone modes:	Static Colour, Sound Control, Auto Run, Master / Slave Mode, Colour Change, Colour Fade, Dimmer Mode

Remote connection:	XLR 5-Pin Female
Controls:	Mode, Enter, Value Up, Value Down
Indicators:	Multifunction LC Display, Sound Control, Program Selection, Static Colour
Operating voltage:	90 V AC - 250 V AC, 50 - 60 Hz
Power consumption:	210 W
Power connector:	Neutrik PowerCon
Housing material:	Metal
Cabinet colour:	Black
TV spigot:	28 mm
Dimensions (W x H x L):	1030 x 290 x 100 mm
Weight:	9 kg, 18.45 kg (Set)
Features:	Installation Points for 2 Additional Lights, IR Remote, Neutrik PowerCON Output, Transport Case



CLMPAR1 SET 3  
with stand and footswitch



# MULTI PAR 1 / SET 3

COMPACT 432 x 10 MM LED LIGHTING SYSTEM  
INCL. TRANSPORT CASE OR IN A SET WITH  
TRANSPORT CASE, 4 PEDAL FOOT SWITCH AND STAND

## FEATURES

- ▶ 4 x 108 powerful, long-life 10 mm RGB LEDs
- ▶ Professional 28-mm TV spigot for mounting
- ▶ Operated via DMX, in master/slave Mode, standalone Mode or via footswitch (optional or included in Set)
- ▶ Integrated microphone for sound control
- ▶ Simple to operate using the four buttons and LC-Display
- ▶ Sturdy metal housing
- ▶ transport case included



## SPECIFICATIONS

Product Number:	CLMPAR1 / CLMPAR1SET3
Product Type:	LED Lighting Systems, LED Lighting Systems, LED Lighting System Accessories, Stands and Tripods
Type:	Indoor, Lighting Stands
Colour Spectrum:	RGB
Number of LEDs:	4 x 108
LED type:	10 mm
Dispersion:	25°
DMX Input / Output:	XLR 3-pin male / XLR 3-pin female
DMX mode:	15-Channel, 9-Channel, 6-Channel
DMX Functions:	Master Dimmer, Strobe, Colour Fade, Colour Jump, Sound Control, RGB
Standalone modes:	Sound Control, Static Colour, Colour Change, Auto Run, Master / Slave Mode, Colour Fade
Remote connection:	XLR 5-Pin Female

Controls:	Mode, Enter, Value Up, Value Down
Indicators:	Multifunction LC Display, Program Selection, Sound Control, Static Colour
Operating voltage:	100 V AC - 250 V AC
Power consumption:	50 W
Power connector:	IEC Power Connector Male, IEC Power Connector Female
Housing material:	Metal
Cabinet colour:	Black
TV spigot:	28 mm
Dimensions (W x H x L):	1030 x 290 x 100 mm
Weight:	7 kg, 16.45 kg (Set)
Accessories (included):	Transport Case



## MULTI PAR FOOT + 4-SWITCH FOOT PEDAL FOR ALL CLMPAR LIGHT SETS

### FEATURES

- ▶ Easy on stage control for CLMPAR1, CLMPAR2, CLMPAR3 & CLMPARCOB1
- ▶ Functions: black out, full on, sound control, static colours, light 1/2, Auto Run
- ▶ Rugged metal housing
- ▶ 10 m 5-Pin XLR connection cable included

### SPECIFICATIONS

Product Number:	CLMPARFOOTPLUS
Product Type:	LED Lighting System Accessories
Controls:	Blackout, CD / USB / SD, Down, Mode, Up, Microphone Sensitivity
Indicators:	Program Selection, Sound Control, Static Colour
Connectors:	5-Pole XLR Socket Male
Dimensions (W x H x L):	291 x 65 x 103 mm
Weight:	1 kg

Suitable for:



CLMPAR1 SET2



CLMPAR2 SET3



CLMPAR3 SET3



CLMPARCOB1 SET2



# FOG MACHINES

Sporting an arrangement of 12 colourful RGBA LEDs, Cameo's Steam Wizard 2000 blasts illuminated jets of fog to complement your light show. With top or bottom fluid tank placement and horizontal or vertical mounting options, the powerful fog machine is a stunning performer.





# STEAM WIZARD 1000

FOG MACHINE WITH RGB LEDS FOR COLOURED FOG EFFECTS

## FEATURES

- ▶ 800 W heating element and high-performance pump for powerful blasts of fog
- ▶ 3x red, 3x blue and 3x green LEDs for uniform fog illumination
- ▶ Vertical or horizontal mounting
- ▶ Top or bottom fluid tank placement options
- ▶ Bottom tank placement enables easy overhead installation for downward jets
- ▶ Automatic shutdown prevents pump damage when fluid tank is empty
- ▶ LED indicators for fluid tank and operating status
- ▶ 4-Channel DMX control
- ▶ Includes handheld remote with illuminated buttons and controls for Continuous Timer, Manual, Fog Output, LED Brightness and Colour plus 10m cable



## SPECIFICATIONS

Product Number:	CLSW1000
Product Type:	Fog and Wind Machines
Type:	Fog machine with LEDs
Power:	800 W
Output volume:	Approx. 150 m <sup>3</sup> /min
Fluid Tank Capacity:	2.5 l
Fluid Consumption:	Approx. 50 ml/min
Number Of LEDs:	9
LED Type:	3 W
Remote Connection:	XLR 5-Pin Male
Remote Cable Length:	10 m
Remote functions:	Continuous Operation, Duration, Interval, Manual Control, Output Level, Colour Change, LED Brightness

DMX Input / Output:	XLR 3-Pin Male / Female
DMX Mode:	4-Channel
DMX Functions:	Colour Change, Output Level, Colour Fade, Colour Jump, Dimmer, Strobe
Controls:	Mode, Value Up, Enter, Value Down
Indicators:	4-Digit LED Display
Operating Voltage:	230 V AC, 50-60 Hz
Fuse:	F8AL / 250 V
Power Consumption:	1000 W
Power Connector:	IEC Power Connector Female
Housing Material:	Metal
Cabinet Colour:	Black
Dimensions (W x H x L):	403 x 202 x 309 mm
Weight:	9 kg





# STEAM WIZARD 2000

FOG MACHINE WITH RGBA LEDS FOR COLOURED FOG EFFECTS

## FEATURES

- ▶ 1,200 W heating element and high-performance pump for powerful blasts of fog
- ▶ 12 x 10W RGBA 4-in-1 LEDs for uniform fog illumination
- ▶ Vertical or horizontal mounting
- ▶ Top or bottom fluid tank placement options
- ▶ Bottom tank placement enables easy overhead installation for downward jets
- ▶ Automatic shutdown prevents pump damage when fluid tank is empty
- ▶ LED indicators for fluid tank and operating status
- ▶ 4-Channel DMX control
- ▶ Includes handheld remote with illuminated buttons and controls for Continuous Timer, Manual, Fog Output, LED Brightness and Colour plus 10m cable



## SPECIFICATIONS

Product Number:	CLSW2000
Product Type:	Fog and Wind Machines
Type:	Fog Machine with LEDs
Power:	1200 W
Output volume:	Approx. 500 m <sup>3</sup> /min
Range Of Fog Output:	Approx. 7 m
Warm-up time:	Approx. 3 min
Fog Duration:	Approx. 10 sec.
Reheating time:	Approx. 8 sec.
Fluid Tank Capacity:	2,5 l
Fluid Consumption:	Approx. 50 ml/min
Number Of LEDs:	12
LED Type:	10 W 4 in 1 LED
Remote Connection:	XLR 5-Pin Male
Remote Cable Length:	10 m

Remote functions:	Duration, Interval, Manual Control, Colour Change, Continuous Operation, LED Brightness, Output Level
DMX Input / Output:	XLR 3-Pin Male / Female
DMX Mode:	4-Channel
DMX Functions:	Colour Change, Output Level, Colour Fade, Colour Jump, Dimmer, Strobe
Controls:	Mode, Value Up, Enter, Value Down
Indicators:	4-Digit LED Display
Operating Voltage:	230 V AC, 50 Hz
Fuse:	F8AL / 250 V
Power Consumption:	1200 W
Power Connector:	IEC Power Connector Female
Housing Material:	Metal
Cabinet Colour:	Black
Dimensions (W x H x L):	300 x 140 x 420 mm
Weight:	9 kg





## **SNOW FLUID 5L / 15L**

SPECIAL FLUID FOR SNOW MACHINES  
FOR THE PRODUCTION OF FOAM  
**CLFSNOW5L**  
**CLFSNOW15L**



## **BUBBLE FLUID 5L**

SPECIAL FLUID  
FOR GENERATING SOAP BUBBLES  
**CLFBUBBLE5L**



## **XTRA HEAVY FLUID 5L**

FOG FLUID WITH VERY HIGH DENSITY  
AND EXTREME LONG STANDING TIME  
**CLFXHEAVY5L**



## **XTRA HEAVY FLUID 10L**

FOG FLUID WITH VERY HIGH DENSITY  
AND EXTREME LONG STANDING TIME  
**CLFXHEAVY10L**



## **DJ FLUID 5L**

FOG FLUID WITH MEDIUM DENSITY  
AND MEDIUM STANDING TIME  
**CLFDJ5L**



## **DJ FLUID 10L**

FOG FLUID WITH MEDIUM DENSITY  
AND MEDIUM STANDING TIME  
**CLFDJ10L**



## **FINE FLUID 5L**

HAZE EFFECT FOG FLUID WITH  
VERY LOW DENSITY AND VERY  
LONG STANDING TIME  
**CLFFINE5L**



## **FAST FLUID 5L**

FOG FLUID WITH VERY HIGH DENSITY  
AND VERY SHORT STANDING TIME  
**CLFFAST5L**



**HAZE FLUID 5L**

HAZE FLUID FOR FINE FOG DENSITY AND LONG STANDING TIME, OIL-FREE  
**CLFHAZE5L**



**HAZE FLUID 10L**

HAZE FLUID FOR FINE FOG DENSITY AND LONG STANDING TIME, OIL-FREE  
**CLFHAZE10L**



**HEAVY FLUID 5L**

FOG FLUID WITH VERY HIGH DENSITY AND VERY LONG STANDING TIME  
**CLFHEAVY5L**



**HEAVY FLUID 10L**

FOG FLUID WITH VERY HIGH DENSITY AND VERY LONG STANDING TIME  
**CLFHEAVY10L**



**INSTANT FOG FLUID 5L**

OIL-LESS FOG FLUID FOR CAMEO INSTANT FOG MACHINES  
**CLFIF5L**



**INSTANT FOG FLUID 10L**

OIL-LESS FOG FLUID FOR CAMEO INSTANT FOG MACHINES  
**CLFIF10L**



**INSTANT HAZE FLUID 5L**

SPECIAL OIL FREE FLUID FOR CAMEO INSTANT HAZE MACHINES  
**CLFIH5L**



**CLEANING FLUID 0.25L**

SPECIAL FLUID FOR CLEANING FOG MACHINES  
**CLFCLEANER250**

 **MADE IN GERMANY!**  
 **BIODEGRADABLE**  
**BIOLOGISCH ABBAUBAR**  
 READY FOR USE / GEBRAUCHSFERTIG



 **cameo**<sup>®</sup>  
colours of liberty

# **ACCESSORIES**

With a selection of rugged, high-quality gear bags for convenient transport, IP65 rated cables and a DMX splitter and booster Cameo covers your needs for lighting fixture accessories.





# SB 6 DUAL / SB 8.3

## 6 OR 8-CHANNEL DMX SPLITTER / BOOSTER (3/5-PIN)



### FEATURES

- ▶ Professional 6-way DMX Splitter / Booster
- ▶ Chassis 1U 19" rack-mount enclosure
- ▶ 6 electrically isolated XLR (3-Pin / 5-Pin) outputs
- ▶ DMX status indicator per Channel
- ▶ Power status indicator
- ▶ Switchable 120 Ohm terminating resistor for the DMX THRU output jack
- ▶ Front and rear rack-mount angle attachment options



### SPECIFICATIONS

Product Number:	CLSB6D	CLSB83
Product Type:	Other Lighting Accessories	Other Lighting Accessories
Type:	DMX Splitter / Booster	DMX Splitter / Booster
DMX Inputs:	2 (Parallel)	2 (Parallel)
DMX Input Connectors:	XLR 3-Pin Male, XLR 5-Pin Male	3-Pin XLR Male
DMX Thru Outputs:	2 (Parallel)	2 (Parallel)
DMX Thru Output Connectors:	XLR 3-Pin Male, XLR 5-Pin Male	3-Pin XLR Female
DMX Outputs:	6	8 (Electrically Isolated)
DMX Output connectors:	XLR 3-Pin Male, XLR 5-Pin Male	3-Pin XLR Female
Controls:	DMX Thru Terminator, Power On/Off	DMX Thru Terminator, Power On/Off
Indicators:	6 x Power LED, 6 x Signal LED	8 x Power LED, 8 x Signal LED
Mains Connector:	IEC Power Connector	IEC Socket
Power Supply:	Transformer	Transformer
Operating Voltage:	230 V AC, 50 Hz	230 V AC, 50 Hz
Power Consumption:	15 W	15 W
Dimensions (W x H x D):	483 x 44 x 160 mm (Excl. Mntg. Bracket)	483 x 44 x 160 mm (Excl. Mntg. Bracket)
Accessories (Included):	Power Cord	Power Cord



# SB 6T RDM

## 6-OUTPUT DMX / RDM SPLITTER / BOOSTER (3/5-PIN)

### FEATURES

- ▶ Professional 6-way DMX / RDM Splitter / Booster
- ▶ Chassis 2 U 19" rack-mount frames available
- ▶ DMX status indicator per Channel
- ▶ Power status indicator
- ▶ Original Neutrik® connectors for maximum reliability
- ▶ 3 x M10 threaded inserts for a variety of truss mounting options
- ▶ 6 electrically and optically isolated XLR (3-Pin / 5-Pin) outputs

### SPECIFICATIONS

Product Number:	CLSB6TRDM	Mains Connector:	Neutrik® powerCON
Product Type:	Other Lighting Accessories	Operating Voltage:	100 V AC - 240 V AC, 50 - 60 Hz, 100 V AC - 240 V AC, 50 - 60 Hz
Type:	DMX Splitter / Booster	Max. current:	6 A
DMX Inputs:	2 (Parallel)	Power Consumption:	10 W
DMX Input Connectors:	XLR 3-Pin Male, XLR 5-Pin Male	Fuse:	F1A1 / 250V
DMX Thru Outputs:	2 (Parallel)	Dimensions (W x H x D):	185 x 77 x 170 mm
DMX Thru Output Connectors:	XLR 3-Pin Female, XLR 5-Pin Female	Weight:	1.3 kg
DMX Outputs:	6	Accessories (Included):	Power Supply
DMX Output connectors:	XLR 3-Pin Male, XLR 5-Pin Male		
Indicators:	2 x Signal LED, 2 x power LED		



(CLSB6TRDMRMK1)



(CLSB6TRDMRMK2)



## GEARBAG 100 S

UNIVERSAL EQUIPMENT BAG 230 X  
230 X 310 MM  
**CGB100S**



## GEARBAG 100 M

UNIVERSAL EQUIPMENT BAG  
330 X 330 X 355 MM  
**CGB100M**



## GEARBAG 200 S

UNIVERSAL EQUIPMENT BAG  
330 X 330 X 240 MM  
**CGB200S**



## GEARBAG 200 M

UNIVERSAL EQUIPMENT BAG  
470 X 410 X 270 MM  
**CGB200M**



**GEARBAG 300 S**

UNIVERSAL EQUIPMENT BAG  
460 X 220 X 220 MM  
**CGB300S**



**GEARBAG 300 M**

UNIVERSAL EQUIPMENT BAG  
580 X 250 X 250 MM  
**CGB300M**



**GEARBAG 300 L**

UNIVERSAL EQUIPMENT BAG  
630 X 350 X 350 MM  
**CGB300L**



**GEARBAG 400 S**

UNIVERSAL EQUIPMENT BAG  
1120 X 180 X 115 MM  
**CGB400S**



# DMX ADAPTER OUT

ADAPTER CABLE FOR IP65 OUTDOOR PROJECTOR IP65 PLUG  
TO XLR FEMALE 3-PIN



## SPECIFICATIONS

Product Number:	CLDMXADAPTEROUT
Product Type:	LED PAR Lighting Accessories
Type:	DMX Adapter
Protection Class IP:	65
Length:	1 m
Weight:	0.12 kg



# DMX EX

## DMX EXTENSION CABLE



### SPECIFICATIONS

Product Number:	CLDMXEX001	CLDMXEX003	CLDMXEX005	CLDMXEX010	CLDMXEX020
Product Type:	LED PAR Lighting Accessories	LED PAR Lighting Accessories	LED PAR Lighting Accessories	LED PAR Lighting Accessories	LED PAR Lighting Accessories
Type:	Extension Cable	Extension Cable	Extension Cable	Extension Cable	Extension Cable
Protection Class IP:	65	65	65	65	65
Length:	1 m	3 m	5 m	10 m	20 m
Weight:	0.1 kg	0.12 kg	0.12 kg	0.73 kg	1.3 kg



# P EX

## POWER EXTENSION CABLE



### SPECIFICATIONS

Product Number:	CLPEX001	CLPEX003	CLPEX005	CLPEX010	CLPEX020
Product Type:	LED PAR Lighting Accessories	LED PAR Lighting Accessories	LED PAR Lighting Accessories	LED PAR Lighting Accessories	LED PAR Lighting Accessories
Type:	Extension Cable	Extension Cable	Extension Cable	Extension Cable	Extension Cable
Protection Class IP:	65	65	65	65	65
Length:	1 m	3 m	5 m	10 m	20 m
Weight:	0.14 kg	0.22 kg	0.27 kg	0.86 kg	2 kg





# LASER ACCESSORIES

To complement your laser fixtures, the Cameo product line includes dedicated accessories.



## EKS 20 M

### EMERGENCY STOP SWITCH WITH KEY CONTROL AND 20 M CABLE

- ▶ Remote emergency stop for laser lights
- ▶ Push-to-stop, twist-to-release red palm button
- ▶ Key control prevents unauthorized operation
- ▶ Fixed 20 m double shielded cable
- ▶ Metal interlock connector

## SPECIFICATIONS

Product Number:	CLLEKS20M
Product Type:	Laser Accessories
Switching function:	Opener (Contact B red) & Shutter (Contact A Green)
Type:	Emergency Stop Switch
Dimensions (W x H x D):	72 x 65 x 110 mm
Weight:	1.1 kg



# ILDA

ILDA EXTENSION CABLE  
INCL. SCREW LOCK

## SPECIFICATIONS

Product Number:	CLLILDA3M	CLLILDA5M	CLLILDA10M	CLLILDA25M
Product Type:	Laser Accessories	Laser Accessories	Laser Accessories	Laser Accessories
Type:	ILDA Signal Cable	ILDA Signal Cable	ILDA Signal Cable	ILDA Signal Cable
Colour:	Black	Black	Black	Black
Length:	3 m	5 m	10 m	25 m
Weight:	0.24 kg	0.36 kg	0.6 kg	2 kg
Features:	Incl. Screw Lock	Incl. Screw Lock	Incl. Screw Lock	Incl. Screw Lock



### Tri-Colour RGB LEDs

Also called 3-in-1, RGB LEDs have red, green and blue emitters to produce the RGB additive Colour Spectrum and white.



### LED Technology

LEDs are extremely advantageous for the use in lighting systems: they are bright, emit very little heat, have a very long lifetime and low energy consumption. Also, LED fixtures often weigh less than conventional fixtures.



### Eco-Friendly

With highly efficient energy use, a very long LED lifetime and low heat emission, this fixture is environmentally friendly.



### DMX512

Created in 1986, DMX512 is a communications standard for lighting equipment. Up to 32 DMX fixtures can be daisy-chained and controlled by a dedicated source, e.g. a lighting console. In a DMX512 daisy chain "network", the controller is called "master" while the daisy-chained fixtures are the "slaves."



### "Master" and "Slave"

Simply put, this fixture is able to control or be controlled by other fixtures. In "master" Mode and first in a chain, the fixture acts as a controller for fixtures ("slaves") that are connected to its output. In "slave" Mode, the input of the fixture is connected to the output of a lighting console or "master." Fixtures that are daisy-chained to a slave's output also act as slaves.



### Sound Control

In "sound to light" Mode, the fixture is controlled by a built-in microphone capturing sounds to activate colour changes, e.g. the beat of the music.



### Standalone Mode

In "standalone" Mode, this fixture uses built-in programmes to control its functions. There is no need for a lighting console or "master" controller.



### Strobe Lighting

Strobe lights emit a large number of periodic flashes per second seemingly freezing the movement of objects thus creating the illusion of slow motion.



### Single Pixel Control

This device features single pixel control. With individual LED pixel on/off status and colour control this fixture is capable of creating animated patterns and video panel style pixel-mapping effects.



### Dust Proof Housing

This laser fixture features a dust proof enclosure. The dust proof housing provides effective sealing against the intrusion of dust and particles. This improves performance and minimizes maintenance.



### Quad Colour RGBA/RGBW LEDs

Also called 4-in-1, quad colour LEDs add amber to the RGB spectrum for increased saturation, or white for improved contrast and definition.



### Scan Fail System

This laser fixture features a scan fail system. To provide safe audience scanning and prevent eye damage, the scan fail circuit shuts the laser down when a malfunction or scanner failure is detected, e.g. the display of a single dot beam.



### Analog Modulation

This laser fixture features analog beam modulation. Analog modulation allows you to continuously and smoothly vary the beam intensity. An RGB laser is capable of generating 16.7 million colors with analog modulation while TTL modulated lasers provide only 7 colours and no color fading.



### RGB Additive Colour System

Additive colour mixes use varying amounts of red, green and blue to produce other colours and white. The RGB system is used in television, computer monitors and digital cameras to name a few.



### RGB Additive Colour System Plus Amber LEDs

Amber is a pure colour outside the RGB spectrum. Adding amber LEDs to the RGB system produces deeper, warmer, more saturated colours.



### RGB Additive Colour System Plus White LEDs

Adding white LEDs to the RGB system produces more contrast and definition and enhances the RGB generated white and pastel colours.



### RGBWA

RGB additive colour system plus white and amber LEDs.



### COB LED Technology

The "chip-on-board" multi-LED array is a recent technology that produces a high-density large-area light source with high brightness and uniform diffusion for a rich wash of colours.



### Ingress Protection Rating of 65

The IP code rates the degree of protection against the intrusion of solid objects, water and access to hazardous parts. This fixture is completely protected against hazardous contact, water jets and ingress of dust.



### UV

UV or black lights are employed for decorative and artistic lighting effects.



### ILDA

This laser fixture can be controlled with any ILDA-compatible controller.



### 5-in-1 LED

These fixtures add amber and white to the RGB spectrum for increased saturation, and white for improved contrast and definition.



### 6-in-1 LED

These fixtures add amber, white and UV to the RGB spectrum for increased saturation, and white for improved contrast and definition. UV or black lights are employed for decorative and artistic lighting effects.



### Infrared Remote Control

Featuring an IR sensor, this fixture allows control with a handheld IR remote.



### Remote Foot Controller

This fixture allows control with a remote foot controller.



### Cable Remote

This fixture allows control with a cable remote controller.



### Cold White

"Cold white" is a clean, very bright light in the 5,000 - 10,000 K range with a somewhat artificial touch that goes well with deeply saturated primary colours. Measured in Degrees of Kelvin (K), Colour Temperature indicates the properties of light sources.



### Warm White

"Warm White" is in the 2,000 - 4,000 K range providing a soft light with a slight touch of yellow that is natural and pleasing to the eye. Measured in Degrees of Kelvin (K), Colour Temperature indicates the properties of light sources.



### RDM-Enabled

This fixture is RDM-enabled. The Remote Device Management protocol extension to DMX allows bi-directional communication over a standard DMX network for the convenient configuration, management and monitoring of RDM devices connected to a dedicated RDM controller.



### Unlimited Rotation

This moving head fixture features two high-speed high-torque motors for infinite horizontal and vertical rotation (pan and tilt).



### Pan & Tilt

This moving head fixture features two high-speed high-torque motors for horizontal and vertical rotation (pan and tilt) which are controllable independently.



### Laser Light

Due to its remarkable directional quality laser light maintains brightness and visibility over long distances. Producing tightly focused, narrow beams that are perfect for impressive lighting effects, Laser Sources are extremely energy-efficient.



### Android Compatible

This fixture is delivered with a software allowing control via Android devices.



### Mac OS and iOS Compatible

This fixture is delivered with a software allowing control via Mac OS X and iOS.



### Windows Compatible

This fixture is delivered with a software allowing control via computers running on Windows.



### Zoom Function

This fixture features a motorized or manual zoom to vary its Beam Angle.



### Multiple Angles

This fixture provides multiple beam angles and shapes using the included or optional light shaping diffusers.

Article no.	Page
CGB100M	188
CGB100S	188
CGB200M	188
CGB200S	188
CGB300L	189
CGB300M	189
CGB300S	189
CGB400S	189
CLAB200DC	19
CLABAR100	15
CLABEAM150	17
CLAS200	21
CLAS300	23
CLAS400	25
CLAS4INSERT	25
CLCL200	54
CLCONTROL6	11
CLDMXADAPTEROUT	190
CLDMXEX001	191
CLDMXEX003	191
CLDMXEX005	191
CLDMXEX010	191
CLDMXEX020	191
CLDVC	7
CLEYYEYE	148
CLFB150	129
CLFBUBBLE5L	180
CLFCLEANER250	181
CLFDJ10L	180
CLFDJ5L	180
CLFFAST5L	180
CLFFINE5L	180
CLFHAZE10L	181
CLFHAZE5L	181
CLFHEAVY10L	181
CLFHEAVY5L	181
CLFIF10L	181
CLFIF5L	181
CLFIH5L	181
CLFLATMOON	138
CLFLATSTAR	139
CLFLATSTORM	137
CLFLOWERHP	142
CLFM250	128
CLFSNOW15L	180
CLFSNOW5L	180
CLFXHEAVY10L	180
CLFXHEAVY5L	180
CLHB1000RGBW	33
CLHB100RGBW	30

Article no.	Page
CLHB300RGBW	31
CLHB4000RGBW	35
CLHB400RGBW	36
CLIDMXCORE	8
CLLEKS20M	194
CLLILDA10M	195
CLLILDA25M	195
CLLILDA3M	195
CLLILDA5M	195
CLLIODA1000RGB	115
CLLLUKE1000RGB	117
CLLLUKE700RGB	117
CLLWOKIE150G	119
CLLWOKIE200R	119
CLLWOKIE200RGY	119
CLLWOKIE400RGB	119
CLLWOKIE600B	119
CLMB100	27
CLMBZ100	29
CLMFXBAR	163
CLMFXBAREZ	161
CLMP10WRGB	43
CLMP3WW	42
CLMPAR1 / CLMPAR1SET3	171
CLMPAR1 SET2	173
CLMPAR2 / CLMPAR2SET3	167
CLMPAR2 SET3	173
CLMPAR3 / CLMPAR3SET3	169
CLMPAR3 SET3	173
CLMPARCOB1 / CLMPARCOB1SET2	165
CLMPARCOB1 SET2	173
CLMPARFOOTPLUS	173
CLNROLL100	152
CLNS300	38
CLNSCAN100	153
CLOFXS	133
CLP56RGB05BS / CLP56RGB05PS	65
CLP56TRI3WBS / CLP56TRI3WPS	62
CLP64Q8WBS / CLP64Q8WPS	59
CLP64RGB10BS / CLP64RGB10PS	64
CLP64RGB3WBS / CLP64RGB3WPS	60
CLP64RGB10BS	63
CLP64RGBW10WBS / CLP64RGBW10WPS	58
CLP64TRI3WBS / CLP64TRI3WPS	61
CLPEX001	191
CLPEX003	191
CLPEX005	191
CLPEX010	191
CLPEX020	191

Article no.	Page
CLPFLAT1RGB10IR / CLPFLAT1RGB10IRSET1 / CLPFLAT1RGB10IRWH	73
CLPFLAT1RGBWIR / CLPFLAT1RGBWIRWH	69
CLPFLAT1TRI3WIR / CLPFLAT1TRI3WIRWH	71
CLPFLAT1TWIR / CLPFLAT1TWIRWH	77
CLPFLAT1UVIR / CLPFLAT1UVIRWH	75
CLPST64Q8W	94
CLPST64RGBAQ8W	95
CLPST64RGBWAU12W / CLPST64RGBWAU12WWH	93
CLPST64TRI3W	96
CLPSTDTW	97
CLPSTMINICOB30W / CLPSTMINICOB30WWH	99
CLPSTMINIQ8W / CLPSTMINIQ8WWH	98
CLPSTTRI12IP	105
CLQS15RGBW / CLQS15RGBWWH	81
CLQS15W / CLQS15WWH	83
CLQS40CW / CLQS40CWWH	89
CLQS40RGBW / CLQS40RGBWWH	85
CLQS40TW / CLQS40TWWH	91
CLQS40WW / CLQS40WWWH	87
CLRF	134
CLSB6D	185
CLSB6TRDM	187
CLSB83	185
CLSCAN80W	156
CLSERUM	146
CLSTORM	136
CLSTORMFX	141
CLSUPERFLYFX	145
CLSUPERFLYHP	143
CLSUPERFLYXS	144
CLSW1000	177
CLSW2000	179
CLTRIBAR200IR / CLTRIBAR200IRWH	108
CLTRIBAR400IR	109
CLTS100WW	51
CLTS200WW	53
CLTS40WW / CLTS40WWWH	47
CLTS60WRGBW / CLTS60WRGBWWH	49
CLTW100RGB	127
CLTW100W	126
CLTW600RGB	123
CLTW600RGBW	124
CLTW600UV	125
CLTW600W	122
CLTWINSCAN20	155
CLUVBAR200IR	110
CLUVO	135
CLVOODOO	147

Design by  
**PORSCHE DESIGN  
STUDIO**


# Monumental Clarity



## **MAUI® P900**

### A GROUNDBREAKING VISION IN PRO AUDIO

Imagine a modern art audio system. Imagine a pure design, pristine sound clarity and monumental power. Creating the MAUI P900, we set out to combine state-of-the-art audio technology and sleek elegance into a loudspeaker system that breaks new ground. Merging inspired aesthetics with technical excellence, the MAUI P900 is a vision come true.



Expand your horizon at:  
[ld-systems.com/mauiP900](https://www.ld-systems.com/mauiP900)

DESIGNED & ENGINEERED IN GERMANY  
LD Systems® is a registered brand of the Adam Hall Group.



**LDsystems** LD  
free your sound





# PRODUCT CATALOG

## MI/DJ

**YOUR CAMEO® DEALER:**



**cameolight.com**



facebook.com/cameo.lighting  
youtube.com/cameolightandsound  
blog.adamhall.com

**EDITION 2019**



The information contained in this publication, including numerical data, has been prepared as a general guide to the products, but intending buyers and users must satisfy themselves as to the suitability and the safety of the products for their particular purposes and duties. No responsibility is assumed for any errors herein. The company reserves the right to alter the designs and material specifications of products shown in this publication without notice.

Cameo® is a registered brand of



**SOUND**  
TECHNOLOGY

**LIGHT**  
TECHNOLOGY


**STAGE**  
EQUIPMENT

**HARDWARE**  
FOR FLIGHTCASES

share the experience at  
**adamhall.com**



# PRODUCT CATALOG PRO







 **cameo**<sup>®</sup>  
for lumen beings

Cameo<sup>®</sup> is a registered brand of the Adam Hall Group.

 **adam hall**<sup>®</sup> experience  
event technology

**SOUND**  
TECHNOLOGY

**LIGHT**  
TECHNOLOGY

**STAGE**  
EQUIPMENT

**HARDWARE**  
FOR FLIGHTCASES

ADAM HALL GROUP BRANDS

**LDsystems**   **Gravity**   **Palmer**<sup>®</sup> **DEFENDER**<sup>®</sup>  **adam hall**<sup>®</sup>

DISTRIBUTION BRANDS



## Cameo® – For Lumen Beings

Touting its claim “for lumen beings”, the Cameo® brand expresses the fascination with lighting among light designers and light technicians, and their audiences.

Designed and engineered using advanced technologies, Cameo's LED lighting products are smart, durable and energy-efficient. Equipped with all the right features and offering a wide-spanning portfolio, including PAR spotlights, moving heads, lighting effects, lasers, LED strips, DMX controllers and special accessories, Cameo supports infinite ideas in creative lighting design — whether it be inside or outside, in large-scale rigs at concerts and event locations, in smaller venues and clubs, in the studio, or for integrated fixed installations, all the way to special architectural projects.

**cameolight.com**

Cameo® is a registered brand of the Adam Hall Group.



[facebook.com/cameo.lighting](https://facebook.com/cameo.lighting)  
[youtube.com/cameolightandsound](https://youtube.com/cameolightandsound)  
[blog.adamhall.com](https://blog.adamhall.com)



## TABLE OF **CONTENTS**

LIGHTING TOOLS .....	6
LED MOVING HEADS .....	14
LED FRESNEL SPOT LIGHTS .....	32
LED OUTDOOR FIXTURES .....	40
LED FLAT PAR CANS .....	94
LED BARS .....	96
EFFECT MACHINES .....	110
ACCESSORIES .....	122
ICON LEGENDS .....	130
REGISTER .....	134



 **cameo**<sup>®</sup>  
colours of light  
**iDMX**<sup>®</sup> CORE





# LIGHTING TOOLS

Wireless lighting control at your fingertips using iOS and Android devices with the iDMX CORE WiFi and W-DMX™ Box.

Featuring



WIRELESS SOLUTION  
MADE IN SWEDEN



# iDMX<sup>®</sup> CORE

## WiFi TO W-DMX<sup>™</sup> CONVERTER



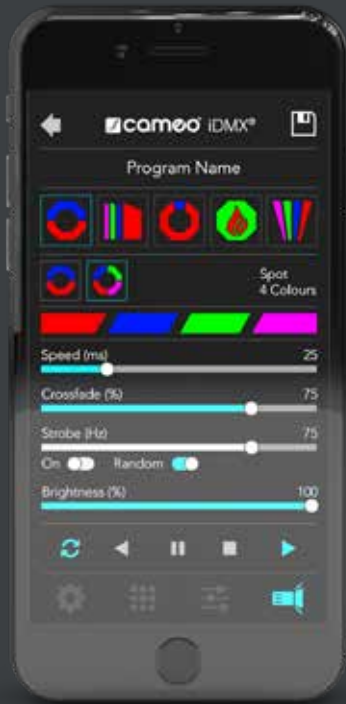
### FEATURES

- ▶ Battery-powered WiFi To W-DMX<sup>™</sup> converter
- ▶ Designed for operation with the Cameo iDMX<sup>®</sup> controller app
- ▶ WiFi receiver for iOS and Android devices
- ▶ 2.4 GHz W-DMX<sup>™</sup> transmitter with up to 300 m operating range
- ▶ DMX inputs for use with hardware controllers
- ▶ DMX outputs for controlling standard DMX lights with Cameo's iDMX<sup>®</sup> controller app
- ▶ Long-life LG Chem Lithium-Ion Battery for reliable operation
- ▶ Battery management system prevents overcharging and exhaustive discharge
- ▶ Power adapter charger, bag and DMX Y-cables for 3-pin and 5-pin included

### SPECIFICATIONS

Product Number:	CLIDM XCORE
Product Type:	WiFi to W-DMX <sup>™</sup> Connector Box
Range Of W-DMX <sup>™</sup> :	Up To 300 m
Range Of WiFi:	Up To 15 m
Radio Frequency:	2,4 GHz
DMX Input / Output:	3-Pin / 5-Pin
Controls:	On/Off, Reset
Indicators:	Control LEDs
Battery Capacity:	24 Wh
Charging Time:	4 Hours / 100%

Battery Operation Time At Maximum Load:	Up to 9 Hours
Housing Material:	Aluminium
Cabinet Colour:	Black
Protection Class IP:	20
Cooling:	Convection
Max. Ambient Temperature:	-15°C – 45°C
Dimensions (W x H x D):	85 x 25 x 170.5 mm (including antennas)
Weight:	0.8 kg



## iDMX<sup>®</sup> APP

### iDMX<sup>®</sup> CONTROLLER APP



#### FEATURES

- ▶ Free App for iOS and Android
- ▶ Easy control of up to 512 DMX channels
- ▶ Customised user interface for all RGB, RGBW, RGBA, RGBWA, RGB UV, RGBWA UV fixtures
- ▶ Group lights freely to control separate zones
- ▶ Effect generator for creative light shows and varied colour schemes
- ▶ Operate up to eight effects in parallel
- ▶ Share program setups and effects
- ▶ Create and edit your own light shows
- ▶ Timer function
- ▶ WiFi password protection

The Apple® Logo is a trademark of Apple Inc. Android™ is a trademark of Google Inc.



# CONTROL PAD - STICK EDITION

## IN-WALL MULTI-ZONE DMX CONTROLLER

NEW

Total lighting control right at your fingertips, just as easy as flicking a switch - with Cameo's Stick Edition Multi-Zone Control Pad there is no need to navigate through complex menus. Select a zone and use the touch sensitive scroll wheel or tap the dedicated quick access touch buttons to choose from static or dynamic scenes, set dynamic scene speed and adjust brightness with the dimmer function. The colour palette offers a selection of more than 16 million RGB colours.

With 1,024 DMX channels, 500 scenes and 10 zones, the Stick Edition DMX Control Pad is designed to provide an extremely user-friendly control solution even for the most demanding lighting installations. Featuring USB and Ethernet connections, it is networkable and compatible with ESA, ESA2, ESA Pro and ESA Pro 2 software for Mac and Windows and remote control apps for iOS and Android devices. Available in black or white, the wall controller features a high-quality tempered glass front panel that includes a graphical display of settings and full-colour scene images.

### FEATURES

- ▶ Wall-mount multi-zone lighting controller, networkable
- ▶ 1,024 DMX channels, 500 scenes, 10 zones
- ▶ Tempered glass front panel
- ▶ Scroll wheel and quick access dimmer, scene, RGB colour and speed buttons
- ▶ Full-colour display for easy setup
- ▶ Ethernet and USB connectivity
- ▶ MicroSD memory
- ▶ Power supply via Ethernet or optional power adapter (item no. CLCPACDCSE)
- ▶ ESA Mac and Windows software
- ▶ iOS and Android remote control apps

### SPECIFICATIONS

Product Number:	CLCPSEB / CLCPSEW
Product type:	DMX Controller
Colour:	Black or white
Controls:	Touch sensitive buttons
Connectors:	5 V Output Relay , 8 x Dry contact ports , Clock , Ethernet , RS232 , USB
Software:	Arcolis App , Cameo D4 , Daslight 4 , ESA Pro , ESA Pro 2 , ESA2 , Remote control app
Output Protocol:	2 x DMX 512
Number of DMX channels:	1024
Clock / Calendar triggers:	100 / astronomical
Live control:	Colour , Dimmer , Speed
Zones:	10

Scenes:	500
Memory:	Micro SD Card
Memory capacity (max.):	32 GB
Battery type:	LIR2032
Operating voltage:	6 - 7 V DC / 0.6 A
Power connector:	barrier strip , RJ45
Ambient Temperature (operating):	-10 - 45 °C
Mounting:	Single or double gang wall socket
Accessories (included):	AC/DC adapter , RJ45 to board block
Dimensions (W x H x D):	106 x 146 x 11 mm
Weight:	0.45 kg



## CONTROL PAD AC/DC SE

AC/DC 7 V POWER ADAPTER

Product Number:	CLCPACDCSE
Product Type:	Power supply
Weight:	0.83 kg



## CONTROL PAD RJ2 SE

RJ45 BLOCK FOR CLCPSEB/CLCPSEW

Product Number:	CLCPRJ2SE
Weight:	0.013 kg

NEW



# CAMEO W-DMX™ T1

## W-DMX™ TRANSCEIVER



### FEATURES

- ▶ Single DMX universe transmitter and receiver modes
- ▶ License-free 2.4 GHz radio band
- ▶ Operating range up to 500 m
- ▶ RDM enabled
- ▶ Adaptive Frequency Hopping (AFHSS)
- ▶ Data-Safe error correction
- ▶ Neutrik 3-pin and 5-pin DMX inputs and outputs and powerCON AC input
- ▶ Phoenix Gold 12 V DC input
- ▶ Comes with 5 dBi single-band antenna, N-type antenna adapter, Phoenix connector and 19" rackmount kit

### SPECIFICATIONS

Product Number: CLWDMXT1  
Product Type: W-DMX™ Controller  
Housing Material: Die-Cast Aluminium

Cabinet Colour: Black  
Dimensions (W x H x D): 280 x 235 x 65 mm  
Weight: 1.2 kg

NEW



# SB 6T RDM

## 6-OUTPUT DMX/RDM SPLITTER/BOOSTER



### FEATURES

- ▶ Professional 6-output DMX/RDM splitter/booster
- ▶ 6 optically and electronically isolated 3 and 5-pin XLR outputs
- ▶ Compact housing
- ▶ Original Neutrik® connectors for maximum reliability
- ▶ 3 x M10 threaded inserts for a variety of truss mounting options
- ▶ Power and DMX status indicators on front and rear panel
- ▶ Optional 2 U 19" rackmount frames available for one or two SB 6T RDM

### SPECIFICATIONS

Product Number:	CLSB6TRDM	Mains Connector:	Neutrik® powerCON
Product Type:	DMX Splitter / Booster	Operating Voltage:	100 V AC - 240 V AC, 50 - 60 Hz, 100 V AC - 240 V AC, 50 - 60 Hz
DMX Inputs:	2 (Parallel)	Max Current:	6 A
DMX Input Connectors:	XLR 3-Pin Male / XLR 5-Pin Male	Power Consumption:	10 W
DMX Thru Outputs:	2 (Parallel)	Fuse:	F1AL / 250 V
DMX Thru Outputs Connectors:	XLR 3-Pin Female / XLR 5-Pin Female	Dimensions (W x H x D):	185 x 77 x 170 mm
DMX Outputs:	6	Weight:	1.3 kg
DMX Outputs Connectors:	XLR 3-Pin Male / XLR 5-Pin Male	Accessories (included):	Power Supply
Indicators:	2 x Signal LED, 2 x Power LED		





# OPUS<sup>®</sup> SERIES

## HIGH CLASS MOVING HEADS

The perfect all-round choice for **rental, live events, theatres and on-camera applications**, Cameo's premium series **Opus moving heads** deliver an endless spectrum of intense saturated **colours, subtle pastel hues and white tones**. These top-flight spot and profile spot moving lights are packed with features including **4-blade framing systems, rotating and static gobo wheels, circular and linear prisms or bi-directional animation wheels**.

Providing a flat and uniform projection without multiple colour shadows, Opus<sup>®</sup> luminaires sport highly efficient top-quality optical systems with **130 mm front lenses**. They operate flicker free and virtually silent offering lighting designers nearly unlimited possibilities. All Opus series luminaires feature flexible control options via a built-in **W-DMX transceiver, DMX, RDM, Art-Net or sACN**.



NEW

## OPUS SP5 PROFILE SPOT MOVING HEAD

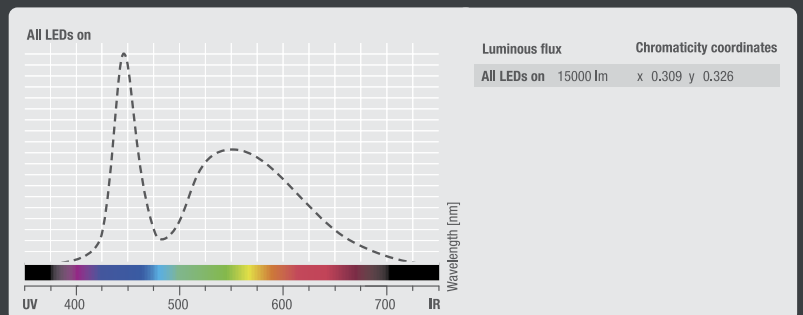

Producing brilliant, lively colours, the super bright Cameo OPUS® SP5 profile moving head is your ideal multi-purpose tool for precision illumination with a rich variety of effects. It is equipped with a powerful 500 W cool white LED engine, a CMY colour mixing system and linear CTO correction. An additional colour wheel with 7 dichroic filters enables instant colour changes and split colour beams. The luminaire has an enormous 15,000 lm output, huge illuminance of 39,000 lux at a distance of 5 meters and rapid 540° pan and 270° tilt movement. Fitted with a 130 mm front lens, the OPUS® SP5 achieves an amazingly uniform flat projection. Permitting extensive beam control, it features an extra wide zoom range from 6° to 42°, stepless iris and a continuously variable frost filter that provides soft, wash-like diffusion. To create a rich variety of geometric shapes, the OPUS® SP5 features a framing system with 4 shutter blades which can each be moved and angled independently within the frame or gradually closed for total blackout. Allowing precise shape orientation, the whole system can be rotated by +/- 45°. Two gobo wheels with 7 rotating and 8 static glass gobos generate stunning morphing effects when used simultaneously. For amazingly vivid projections, they can be used in combination with an animation wheel that is available as accessory to replace the framing shutter system.

### FEATURES

- ▶ Super bright Profile Moving Head with 15.000 lm output and huge illuminance of 39,000 lux @ 5 m
- ▶ Advanced CMY colour mixing system plus colour wheel with 7 dichroic filters
- ▶ Linear CTO correction from 6,500 - 2,600 K for authentic tungsten emulation
- ▶ High quality optics with 130 mm front lens and extra wide 6° - 42° zoom range
- ▶ 4-blade framing system with +/- 45° rotation
- ▶ Rotating gobo wheel with 7 replaceable indexable glass gobos + open
- ▶ Static gobo wheel with 8 replaceable glass gobos + open
- ▶ Rotatable and indexable 3-facet circular prism plus 6-facet linear prism
- ▶ Ultra smooth 16-bit dimming with 4 selectable curves
- ▶ Flicker-free operation thanks to selectable PWM frequencies up to 25kHz
- ▶ 3- and 5-Pin DMX, Neutrik powerCON and RJ45 connectors



### PHOTOMETRICAL DATA



### SPECIFICATIONS

Product Number:	CLOSP5P
Product Type:	Moving Head
Colour Range:	Cold White
Number Of LEDs:	1
LED Type:	500 W
Refresh Rate:	25,000 Hz
Dispersion:	6°, 42°
DMX Input / Output:	XLR 3-Pin Male, XLR 3-Pin Female, XLR 5-Pin Male, XLR 5-Pin Female
DMX Mode:	27, 33-Channel
DMX Functions:	Auto Movement, CTO, Cyan Fine, Device Settings, Focus, Framing Blade Rotation, Magenta, Magenta Fine, PAN, PAN FINE, Rotation Fine Gobo Wheel 1, Set Dimmer Curve, TILT FINE, Yellow Fine, Animation Wheel, Colour wheel, CTO Fine, Cyan, Dimmer, Dimmer Fine, Focus Fine, Framing Blades, Frost, Gobo Wheel 1, Gobo Wheel 2, Iris, Prism, Rotation Gobo Wheel, Rotation Prism, strobe, TILT, Yellow, Zoom, Zoom Fine

Pan Movement:	540°
Tilt Movement:	270°
High Speed Strobe:	> 20Hz
Standalone Modes:	Static, Auto Mode, Device Settings
Controls:	Enter, Touch Screen, Value Up, Mode, Value Down
Indicators:	Graphic Display, Touch-Graphic Display
Power Supply:	100 V AC - 240 V AC, 50 - 60 Hz
Power Consumption:	800 W
Power Connector:	Neutrik powerCON IN/OUT
Housing Material:	ABS Plastic, Metal
Housing Colour:	Black
Cooling:	Heat-pipe cooling system with temperature controlled fans
Illuminance:	100,000 lx @ 3m, 39,000lx @ 5m
Luminous Flux:	14,800 lm
Dimensions (W x H x D):	380 x 710 x 250 mm
Weight:	27.8 kg



# OPUS SP5 FC

## PROFILE SPOT MOVING HEAD

NEW

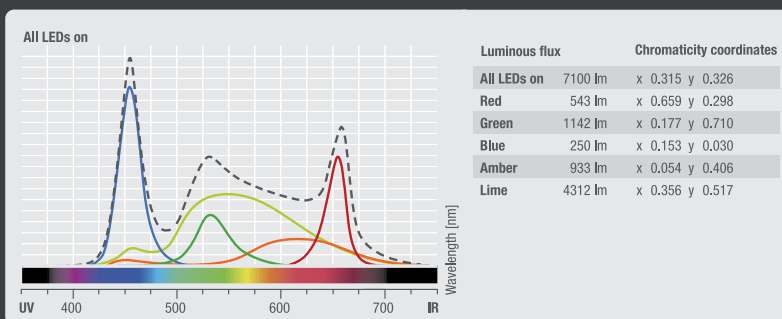

Create perfect displays for your light presentations with a broad colour palette and lightning-fast colour changes with the Cameo OPUS® SP5 FC. The powerful Profile Spot Moving Head reproduces even projection without colour shadows thanks to its high-quality optical system. It features a particularly long zoom range of 6° to 44°, plus a continuously variable iris diaphragm and motorised focusing. A continuously adjustable frost filter supplies a soft, washlight-like spread. With its flicker-free and almost noiseless operation, plus a colour reproduction index of over 90, the spotlight is superbly suited for use in theatre, film and TV production. The OPUS® SP FC features four diaphragm sliders for creating a range of geometric shapes. These can be individually angled and inserted all the way for complete shading. The complete diaphragm slider system turns +/- 45° for precise positioning. Incredible morphing effects are created with the simultaneous use of both gobo wheels with 6 rotating and 7 static glass gobos. These can be combined with the animation wheel for exceptionally vivid projections. The spotlight offers a rotatable and indexable circular threefold prism and a rotatable and indexable linear sixfold prism for projection reproduction. In addition, four 16-bit dimmer curves are available to choose from.

### FEATURES

- ▶ Profile Spot Moving Head with 300 W Full Colour RGBAL-LED
- ▶ High-quality optic with especially long zoom range of 6° to 44°
- ▶ Even projection without colour shadows
- ▶ Fourfold diaphragm slider system with +/- 45° rotation
- ▶ Rich RGBW colours, subtle pastel shades, 3 natural whites
- ▶ Rotatable and indexable circular threefold prism and linear sixfold prism
- ▶ Smooth dimming with 16-bit resolution and 4 selectable curves
- ▶ Variable frost filter for washlight effects and continuously variable iris diaphragm
- ▶ Flicker-free thanks to selectable PWM frequencies up to 25 kHz
- ▶ Static gobo wheel with 7 replaceable glass gobos plus open
- ▶ Display the complete colour spectrum with CRI >90 and TLCI 93
- ▶ Battery-powered 6-button display for offline setting



### PHOTOMETRICAL DATA



### SPECIFICATIONS

Product Number:	CLOSP5FC
Product Type:	Moving Head
Colour Range:	RGBAL
Number Of LEDs:	1
LED Type:	300 W
Refresh Rate:	25,000 Hz
Dispersion:	6° - 44°
DMX Input / Output:	XLR 3-Pin Male, XLR 3-Pin Female, XLR 5-Pin Male, XLR 5-Pin Female
DMX Mode:	33-Channel
DMX Functions:	Animation Wheel, Auto Movement, Colour Wheel, Dimmer, Focus, Focus Fine, Frost, Gobo Wheel 1, Gobo Wheel 2, Prism, Rotation Fine Gobo Wheel, Rotation Gobo Wheel, Rotation Prism, Strobe, TILT FINE, Zoom, Device Settings, Dimmer Fine, Framing Blade Rotation, Framing Blades, Iris, PAN, PAN FINE, Set Dimmer Curve, TILT, Zoom Fine

Pan Movement:	540°
Tilt Movement:	270°
High Speed Strobe:	> 20Hz
Standalone Modes:	Static, Auto Mode, Settings
Controls:	Enter, Value Up, mode, Value Down
Indicators:	Graphic Display
Power Supply:	100 V AC - 240 V AC, 50 - 60 Hz
Power Consumption:	500 W
Power Connector:	Neutrik True 1 IN / OUT
Housing Material:	ABS Plastic, Metal
Housing Colour:	Black
Cooling:	Heat-pipe cooling system with temperature controlled fans
Illuminance:	14,000 lx @ 5 m
Luminous Flux:	9,000 lm
Dimensions (W x H x D):	380 x 710 x 250 mm
Weight:	28.95 kg



## OPUS S5 PROFILE SPOT MOVING HEAD

NEW

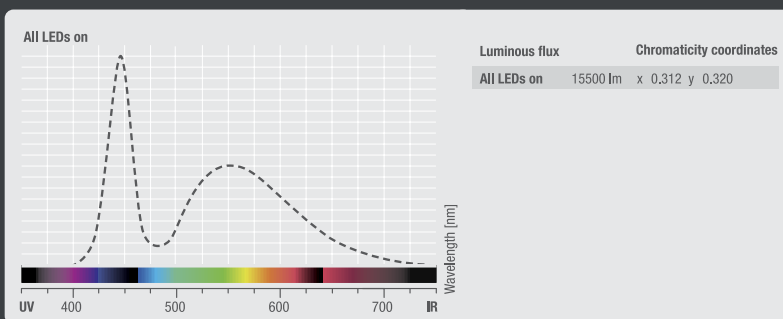

Illuminating stages with brilliant, lively colours, the Cameo OPUS® S5 is a compact super bright spot moving head with a powerful 380 W white LED engine, CMY mixing system and linear CTO correction. It is highly effective in venues of all sizes thanks to its wide zoom range. An additional colour wheel with 7 dichroic filters enables instant colour changes and split colour projection. The fixture has an enormous 17,500 lm output, huge illuminance of 39,000 lux at a distance of 5 meters and rapid 540° pan and 270° tilt movement. Permitting extensive beam control, the highly efficient optics feature an extra wide zoom range from 6° to 46° and stepless iris. A continuously variable frost filter provides soft, wash-like diffusion. Generating spectacular morphing effects when used simultaneously, the OPUS® S5 has two gobo wheels with 7 rotating and 8 static glass gobos which can also be used in combination with the rotating animation wheel for amazingly vivid projections. In addition to a rotatable and indexable 3-facet circular prism and a 6-facet linear prism to multiply gobo projection, the luminaire includes 16-bit dimming with a choice of 4 curves.

### FEATURES

- ▶ Compact super bright Spot Moving Head with 17.500 lm output and huge illuminance of 39,000 lux @ 5 m
- ▶ Linear CTO correction from 6,500 - 2,600 K
- ▶ Highly efficient optics with extra wide 6° - 46° zoom range
- ▶ Even and flat projection field without hot spots at any zoom angle
- ▶ Rotating animation wheel
- ▶ Rotatable and indexable 3-facet circular prism plus 6-facet linear prism
- ▶ Rotating gobo wheel with 7 interchangeable indexable glass gobos + open
- ▶ Static gobo wheel with 8 interchangeable glass gobos + open
- ▶ Variable frost for wash-like effects plus stepless iris
- ▶ Ultra smooth 16-bit dimming with 4 selectable curves
- ▶ Flicker-free operation thanks to selectable PWM frequencies up to 25 kHz




### PHOTOMETRICAL DATA



### SPECIFICATIONS

Product Number:	CLOS5
Product Type:	Moving Head
Colour Range:	White
Number Of LEDs:	1
LED Type:	380 W
Refresh Rate:	25,000 Hz
Dispersion:	6° - 46°
DMX Input / Output:	XLR 5-Pin Male, XLR 5-Pin Female
DMX Mode:	27, 33-Channel
DMX Functions:	Colour Wheel, CTO Fine, Cyan, Dimmer Fine, Focus Fine, Frost, Gobo Wheel, Iris, Magenta, Prism, Rotation Gobo Wheel 1, Strobe, TILT, Yellow, Zoom, Zoom Fine, Animation Wheel, Auto Movement, CTO, Cyan Fine, Device Settings, Dimmer, Focus, Gobo Wheel 1, Gobo Wheel 2, Magenta Fine, PAN, PAN FINE, Rotation Fine, Rotation Prism, Set Dimmer Curve, TILT FINE, Yellow Fine

Pan Movement:	540°
Tilt Movement:	270°
High Speed Strobe:	> 20Hz
Standalone Modes:	Static, Auto Mode, Settings
Controls:	Enter, Value Down, Value Up, Mode
Indicators:	Graphic Display
Power Supply:	100 V AC - 240 V AC, 50 - 60 Hz
Power Consumption:	530 W
Power Connector:	Neutrik True 1 IN / OUT
Housing Material:	ABS Plastic, Metal
Housing Colour:	Black
Cooling:	Heat-pipe cooling system with temperature controlled fans
Luminous Flux:	17,500 lm
Dimensions (W x H x D):	400 x 630 x 250 mm
Weight:	24 kg





NEW

# OPUS SP5 ANIMATION MODULE

## OPUS SP5 ANIMATION WHEEL MODULE

The OPUS® SP5 animation wheel provides indexing and bidirectional rotation with variable speed for lively motion effects. It is easily interchangeable with the luminaire's framing shutter module.

### FEATURES

- ▶ Animation wheel with CW and CCW rotation
- ▶ Variable speed
- ▶ Interchangeable with OPUS® SP5 framing shutter module



### SPECIFICATIONS

Product Number:	CLOSP5AM
Product Type:	Accessory Moving Lights
Weight:	2 kg



ALCANTARA

## **EVOS<sup>®</sup> SERIES**

### SPOT MOVING HEADS

Rich, **brilliant colours**, **cutting-edge technology** and versatile control options: **Cameo's Evos Series** luminaires are engineered for highly professional applications. These **super bright moving heads** provide **homogeneous light distribution** and extremely **quiet performance** featuring advanced **colour mixing systems** and custom **optics**. With **DMX, RDM, sACN, W-DMX** and **Art-Net** capability, **Evos luminaires** are ready for the big time sporting a sleek, stylish design to boot.



NEW

## EVOS S3 SPOT MOVING HEAD

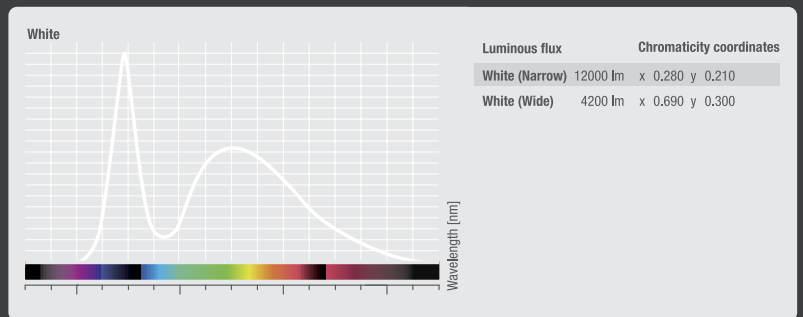

The Cameo EVOS S3 is a super bright spot moving head with a powerful 350 W cool white LED engine and advanced optics providing uniform light distribution, a huge output of 12,000 lm and rapid 540° pan and 270° tilt movement. Producing brilliant, lively colours from its CMY mixing system with linear CTO correction and a colour wheel with 7 dichroic filters, the luminaire has a motorized zoom ranging from a narrow 10° to a wide 38° plus a motorized focus. A stepless iris permits pulse effects up to 2 Hz, and a continuously variable frost filter provides soft, wash-like diffusion. Featuring a pair of gobo wheels and a 3-facet circular prism, the EVOS S3 has been designed to create stunning projections and effects. The rotating gobo wheel comes with 7 indexable glass gobos while the static wheel is fitted with 8 metal ones. All gobos are interchangeable and can be used in combination with the rotatable and indexable prism to generate maximum impact. The EVOS S3 offers flexible control options via DMX, RDM, Art-Net, SACN or the built-in W-DMX™ transceiver. It has a rugged ABS and metal housing with temperature controlled low-noise fan, 3-pin and 5-pin DMX inputs and outputs plus powerCON TRUE1 compatible connectors. The Spot Moving Head comes with two omega brackets and power cord.

### FEATURES

- ▶ Super bright LED Spot Moving Head with 12,000 lm output
- ▶ Even and homogeneous light distribution with a 1.5:1 ratio
- ▶ Advanced CMY colour mixing system with linear CTO plus colour wheel with 7 dichroic filters
- ▶ Motorized zoom with 10° - 38° range
- ▶ Motorized focus
- ▶ Rotatable and indexable circular threefold prism and linear sixfold prism
- ▶ Rotating gobo wheel with 7 indexable and interchangeable glass gobos
- ▶ Static gobo wheel with 8 interchangeable metal gobos
- ▶ Rotatable and indexable 3-facet circular prism
- ▶ Linear frost and stepless iris with pulse effects up to 2 Hz
- ▶ Flexible control via built-in W-DMX™ transceiver, DMX, RDM, Art-Net or SACN



### PHOTOMETRICAL DATA



### SPECIFICATIONS

Product Number:	CLES3
Product Type:	Moving Head
Colour Range:	Cold White
Number Of LEDs:	1
LED Type:	350 W
Refresh Rate:	25,000 Hz
Dispersion:	10° - 38°
DMX Input / Output:	RJ45 Ethernet In / Out (ArtNET), XLR 3-Pin Male, XLR 3-Pin Female, XLR 5-Pin Male, XLR 5-Pin Female
DMX Mode:	22, 32-Channel
DMX Functions:	AYellow, Strobe, Prism, PAN, Gobo Wheel Fine Index, Gobo Wheel 2, Gobo Wheel 1, Gobo Wheel, Focus, Device Settings, Cyan Fine, Cyan, CTO Fine, Colour Wheel, Auto Programs, Zoom Fine, Zoom, Yellow Fine, TILT FINE, TILT, Set Dimmer Curve, Pan/Tilt Macros, PAN FINE, Magenta Fine, Magenta, Iris, Gobo Wheel Rotation & Index, Frost, Focus Fine, Dimmer Fine, Dimmer, CTO

Pan Movement:	540°
Tilt Movement:	270°
High Speed Strobe:	> 20Hz
Standalone Modes:	Static, Device Settings, Auto Mode
Controls:	Enter, Value Up, Value Down, Mode
Indicators:	OLED Display
Power Supply:	100 V AC - 240 V AC, 50 - 60 Hz
Power Consumption:	460 W
Housing Material:	ABS Plastic, Metal
Housing Colour:	Black
Cooling:	Advanced heatpipe-liquid cooling system with temperature controlled fans
Illuminance:	14,760 lx @ 5 m (12°), 41,000 lx @3 m, (narrow)
Luminous Flux:	12,000 lm
Dimensions (W x H x D):	403 x 663 x 257 mm
Weight:	23.5 kg



# AZOR<sup>®</sup> SERIES

## LED BEAM MOVING HEADS

**Compact**, yet packed with **advanced technology** and numerous features - **Cameo's Azor Series moving heads** are designed with the **professional** in mind. These **powerful luminaires** provide **enormous illuminance** sporting **top-quality optical systems**. A superb choice for **midsize venues**, the Azor moving heads' **user programmable macros** are ideal for **standalone** operation and running **perfectly synchronised** shows in **master-slave mode** without a **DMX controller**.






## AZOR B1 LED BEAM MOVING HEAD

NEW

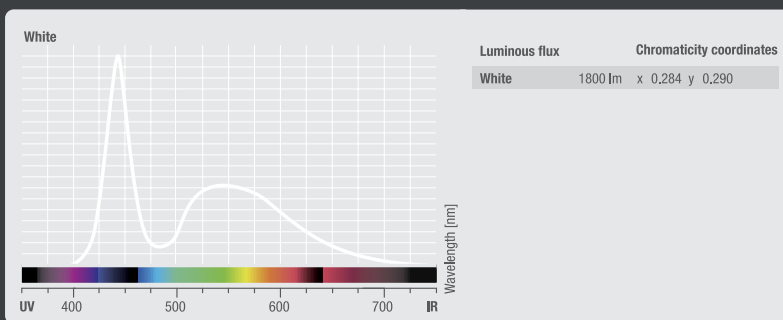

The Cameo AZOR B1 is a powerful Beam Moving Head featuring a high-quality glass lens, an extremely narrow 2° beam angle and motorised focusing. 16-bit, three-phase motors provide 540° panning and 270° tilting with automated position correctioning. A cold-white 100 W LED with 9,200 K colour temperature achieves incredible 180,000 lx light intensity at 3 metres, while the colour wheel offers 14 intense colours, plus white and split colours, to choose from. Additional features of the AZOR B1 include 17 static gobos, a circular eightfold and a linear sixfold prism that are rotatable and indexable. When using as a standalone, four macros are available to freely program and can be perfectly synchronised in master-slave operation or inverted. The spotlight also features a rapid strobe function and a quiet, temperature-controlled fan. Easy configuration is facilitated by the AZOR B1's OLED display and four buttons, 3- and 5-pin DMX inputs and outputs, while Power Twist sockets ensure unproblematic daisy chaining. The Beam Moving Head is supplied with three Omega brackets and a power cable.

### FEATURES

- ▶ LED moving bar with infinite pan and tilt
- ▶ Two high-speed 3-phase motors
- ▶ 16-bit resolution and 3,600 Hz refresh rate
- ▶ 7 powerful 15 watt quad LEDs
- ▶ Rich RGBW colours, subtle pastel shades, 3 natural whites
- ▶ 4 DMX modes, RDM capability and ArtNET compatible
- ▶ Ethernet switch with FDT bridging (failsafe data transfer)
- ▶ Automatic positioning and colour temperature correction
- ▶ Single pixel control
- ▶ 20 Hz strobe and 4 dimming curves
- ▶ 3- and 5-Pin DMX, Neutrik powerCON and RJ45 connectors
- ▶ Battery-powered 6-button display for offline setting



### PHOTOMETRICAL DATA



### SPECIFICATIONS

Product Number:	CLAB1
Product Type:	Moving Head
Colour Range:	Cold White
Number Of LEDs:	1
LED Type:	100 W
Refresh Rate:	Adjustable up to 3,600 Hz
Dispersion:	2°
DMX Input / Output:	XLR 3-Pin Male, XLR 3-Pin Female, XLR 5-Pin Male, XLR 5-Pin Female
DMX Mode:	13, 16-Channel
DMX Functions:	Colour Wheel, Dimmer, Dimmer Fine, Focus, PAN, Pan/Tilt Macros, Pan/Tilt Speed, Prism Rotation/Indexing, Set Dimmer Curve, TILT FINE, Device Settings, Gobo Wheel, PAN FINE, Prism Selection, Strobe, TILT
Pan Movement:	540°
Tilt Movement:	270°



High Speed Strobe:	> 20Hz
Standalone Modes:	4 x User Macros, Master / Slave Mode, Settings
Controls:	Mode, Value Down, Enter, Value Up
Indicators:	OLED Display
Power Supply:	100 V AC - 240 V AC, 50 - 60 Hz
Power Consumption:	180 W
Power Connector:	Blue & White Power Twist I/O
Housing Material:	ABS Plastic, Metal
Housing Colour:	Black
Cooling:	Temperature-controlled fan
Illuminance:	180,000 lx @ 3 m
Luminous Flux:	2,200 lm
Dimensions (W x H x D):	306 x 437 x 220 mm
Weight:	13.9 kg



## F SERIES

### LED FRESNEL SPOT LIGHTS

Providing accurate, natural colour rendition, they are the perfect choice for **theatrical lighting, photo studios and film sets**. Cameo's **F series** luminaires. These Fresnel fixtures are available in **Daylight, Tungsten and tunable white plus full colour RGBW versions**. They are flicker free and virtually silent providing **accurate, natural colour rendition**. **F series** luminaires feature high-performance 200 mm lenses, continuously variable spot to flood adjustment and super smooth 16-bit dimming with 4 selectable curves and adjustable response. **A superb energy-saving replacement for conventional Fresnels**, they come with an **8-way barn door and filter frame**.



NEW

# F2 FC

## RGBW LED FRESNEL SPOT LIGHT

An abundance of vibrant colours, countless shades of white and maximum tuneability - the Cameo F2 FC is your perfect Fresnel light for professional on-camera and theatrical applications. In CCT mode, it permits white control from 2,800 K to 10,000 K while maintaining a constant CRI greater than 90, and the adjustable green-magenta point lets you match the tint to skin tones, camera sensors and ambient light. In HSI mode, the fixture's RGBW mixing requires three DMX controller channels only to set the desired colour, intensity and saturation in seconds making additional filters a thing of the past. The 200 mm high-grade lens projects a soft-edged beam, and the manual 18° to 55° zoom allows continuous spot to flood adjustment or anywhere in between. The condenser provides uniform colour mixes without multi-colour shadows at all times, even when using barn doors.

### FEATURES



- ▶ Full Colour Fresnel with custom RGBW LED and CRI greater than 90
- ▶ Colour temperature continuously adjustable from 1,600 to 6,500K
- ▶ Full plus/minus green correction
- ▶ Continuously variable zoom for 18° to 55° beam spread
- ▶ 16-bit dimming with 4 selectable curves and adjustable response
- ▶ Super efficient heat pipe and temperature controlled fan cooling
- ▶ RDM enabled
- ▶ Selectable PWM frequencies up to 25 kHz
- ▶ Flicker-free and silent operation, ideal for TV, film and theatre applications
- ▶ Includes 8-way barn door and gel frame



### SPECIFICATIONS

Product Number:	CLF2D
Product Type:	LED Fresnel Spotlight
Type:	Theater Fresnel
Colour Spectrum:	RGBW
Number Of LEDs:	R: 18 PCS / G: 18 PCS / B: 16 PCS / W: 37 PCS
LED Type:	240 W
Refresh Rate:	Adjustable: 800 Hz, 1200 Hz, 2000 Hz, 3600 Hz, 12000 Hz, 25000 Hz
Dispersion:	Beam Angle: 18° - 55°, Field Angle: 31° - 89°
Lens:	200 mm Fresnel
DMX Input / Output:	5-Pol / 5-Pol
DMX Mode:	3 (CCT/HSI), 4, 7 (CCT/HSI), 8, 9, 10-Channel (CCT/HSI)
DMX Functions:	CCT, Colour Macros, Device Settings, Dimmer, Dimmer Curve, Dimmer Fine, RGBW, RGBW Fine, Strobe, Dim to Warm, Hue Saturation

Standalone Modes:	Master / Slave Mode, Static, Loop
Controls:	3 x Encoder Knobs, 4 x Buttons
Indicators:	OLED Display
Power Supply:	100 V AC - 240 V AC, 50 - 60 Hz
Power Consumption:	250 W
Power Connector:	Neutrik powerCON IN / OUT
Housing Material:	Die-Cast Aluminium
Housing Colour:	Black
Cooling:	Comination of Heat Pipe and Temperature Controlled Fan
Luminous Flux:	6,500 lm
Dimensions (W x H x D):	302 x 433 x 442 mm
Weight:	9 kg



## F2 D

### DAYLIGHT LED FRESNEL SPOT LIGHT

NEW

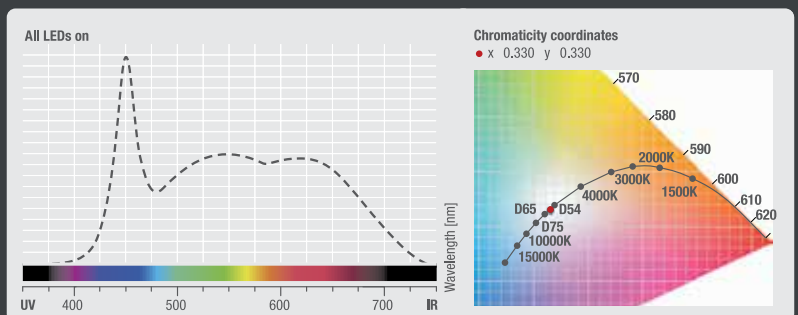
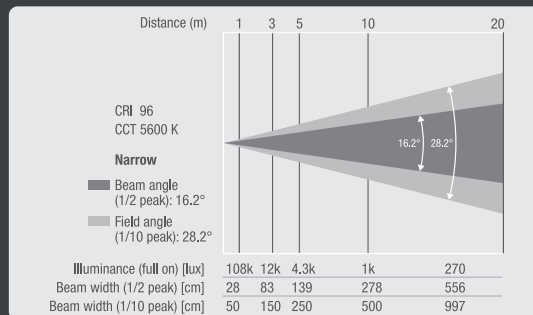
The Cameo F2 D is a professional Fresnel light with high-quality 200 mm lens and huge 15,000 lm output delivering a soft-edged beam with continuously variable 15° to 40° spread. A perfect and energy saving replacement for conventional 1 kW Fresnels, the RDM-enabled spot light is powered by a single 240 watt daylight LED with 50,000 h life expectancy. It has a colour temperature of 5,400 K and super high CRI of 96 showing colours faithfully and realistically. The F2 D provides 6 modes of DMX control, a high-speed strobe function and smooth 16-bit dimming with a choice of 4 curves and adjustable response. It offers a selection of 6 PWM frequencies up to 25 kHz for flicker-free performance, and the super efficient heat pipe cooling and temperature controlled fan ensure optimum operation. The Fresnel's rugged die-cast aluminium housing features a rotary encoder and OLED display for easy configuration plus 5-pin DMX and Power Twist inputs and outputs for convenient daisy-chaining. The fixture comes with an 8-way barn door, gel frame and power cord.

### FEATURES

- ▶ Daylight LED Fresnel with 5,400 K colour temperature and 15,000 lm output
- ▶ Perfect replacement for conventional 1 kW Fresnels
- ▶ Faithful colour reproduction, CRI rating of 96, TLCI of 97
- ▶ Continuously variable zoom for 15° to 40° beam spread
- ▶ 16-bit dimming with 4 selectable curves and adjustable response
- ▶ Super efficient heat pipe cooling and temperature controlled fan for optimum operation
- ▶ RDM enabled
- ▶ Selectable PWM frequencies up to 25 kHz
- ▶ Flicker-free and silent operation, ideal for TV, film and theatre applications
- ▶ Includes 8-way barn door and gel frame





### PHOTOMETRICAL DATA



### SPECIFICATIONS

Product Number:	CLF2D
Product Type:	LED Fresnel Spotlight
Type:	Theater Fresnel
Colour Spectrum:	Cold White (5400K)
Number Of LEDs:	1
LED Type:	240 W
Refresh Rate:	Adjustable: 800 Hz, 1200 Hz, 2000 Hz, 3600 Hz, 12000 Hz, 25000 Hz
Dispersion:	Beam Angle: 15° - 40°, Field Angle: 29° - 63°
Lens:	200 mm Fresnel
DMX Input / Output:	5-Pol / 5-Pol
DMX Mode:	1, 2, 3, 4, 5-Channel
DMX Functions:	Dimmer Fine, Device Settings, Dimmer, Dimmer Curve, Strobe

Standalone Modes:	Master / Slave Mode, Static
Controls:	Encoder
Indicators:	OLED Display
Power Supply:	100 V AC - 240 V AC, 50 - 60 Hz
Power Consumption:	220 W
Power Connector:	Neutrik powerCON IN / OUT
Housing Material:	Die-Cast Aluminium
Housing Colour:	Black
Cooling:	Comination of Heat Pipe and Temperature Controlled Fan
Luminous Flux:	15,058 lm
Dimensions (W x H x D):	270 x 292 x 322 mm
Weight:	9 kg





## F2 T LED TUNGSTEN FRESNEL SPOT LIGHT

NEW

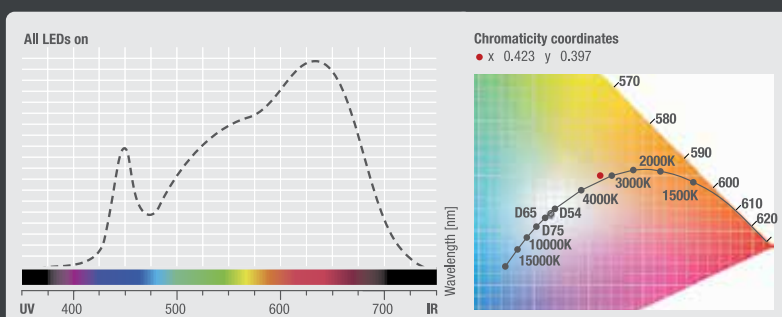
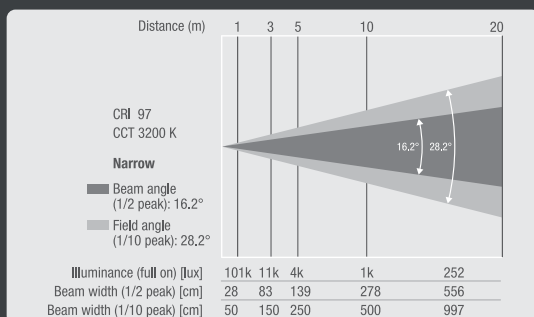
The Cameo F2 T is a professional Fresnel light with high-quality 200 mm lens and huge 14,000 lm output delivering a soft-edged beam with continuously variable 15° to 40° spread. A perfect and energy saving replacement for conventional 1 kW Fresnels, the RDM-enabled spot light is powered by a single 240 watt Tungsten LED with 50,000 h life expectancy. It has a colour temperature of 3,200 K and super high CRI of 97 showing colours faithfully and realistically. The F2 T provides 6 modes of DMX control, a high-speed strobe function and smooth 16-bit dimming with a choice of 4 curves and adjustable response. It offers a selection of 6 PWM frequencies up to 25 kHz for flicker-free performance, and the super efficient heat pipe cooling and temperature controlled fan ensure optimum operation. The Fresnel's rugged die-cast aluminium housing features a rotary encoder and OLED display for easy configuration plus 5-pin DMX and Power Twist inputs and outputs for convenient daisy-chaining. The fixture comes with an 8-way barn door, gel frame and power cord.

### FEATURES

- ▶ Tungsten LED Fresnel with 3,200 K colour temperature and 14,000 lm output
- ▶ Perfect replacement for conventional 1 kW Fresnels
- ▶ Faithful colour reproduction, CRI rating of 96, TLCI of 97
- ▶ Continuously variable zoom for 15° to 40° beam spread
- ▶ 16-bit dimming with 4 selectable curves and adjustable response
- ▶ Super efficient heat pipe cooling and temperature controlled fan for optimum operation
- ▶ RDM enabled
- ▶ Selectable PWM frequencies up to 25 kHz
- ▶ Flicker-free and silent operation, ideal for TV, film and theatre applications
- ▶ Includes 8-way barn door and gel frame



### PHOTOMETRICAL DATA




### SPECIFICATIONS

Product Number:	CLF2T
Product type	LED Fresnel Spotlight
Type	Theater Fresnel
Colour spectrum	warm white (3200K)
Number of LEDs	1
LED type	240 W (ca. 50,000 Operating Hours)
Refresh rate	Adjustable: 800 Hz, 1200 Hz, 2000 Hz, 3600 Hz, 12000 Hz, 25000 Hz
Dispersion	Beam Angle: 16° - 40°, Field Angle: 28° - 60°
Lens	200 mm Fresnel
DMX input	5-Pol
DMX output	5-Pol

DMX mode	2-channel 1, 4-channel, 1-channel, 2-channel 2, 3-channel, 5-channel
DMX Functions	Device Settings, Dimmer, Dimmer Fine, Dimmer Curve, strobe
Standalone modes	master / slave mode, Static
Controls	Encoder
Indicators	OLED Display
Operating voltage	100 V AC - 240 V AC, 50 - 60 Hz
Power consumption	210 W
Power connector	Neutrik PowerCon
Housing material	die-cast aluminium
Cabinet colour	Black
Protection class IP	20

Cooling	Comination of Heat Pipe and Temperature Controlled Fan
Luminous flux	12,500 lm
Efficiency	57 lm/W
Ambient Temperatur (operating)	-15 - 45 °C
Colour temperature	3200 K
Dimensions (W x H x D, without Mounting Bracket and Sash Limiter)	270 x 292 x 322 mm
Weight	9 kg



# ZENIT<sup>®</sup> SERIES

Designed and engineered for the most demanding applications, the Zenit Series is thoroughly professional down to every detail. With first-class features such as lightweight, yet durable aluminium housings, top-of-the-line and Osram LEDs or Neutrik connectors Zenit luminaires sport elegant contemporary looks. Add W-DMX™ and RDM control capability, 16-bit technology and the IP65 rating, and you've got a five-star line of fixtures for awesome event lighting indoors and outdoors. When it comes to professional performance, outstanding reliability and exceptional value, Cameo's Zenit Series truly shines.





NEW

## ZENIT® W600 OUTDOOR LED WASHLIGHT

Featuring

WIRELESS SOLUTION  
MADE IN SWEDEN



Equipped with a total of forty 15 W RGBW LEDs for a massive 21,000 lm output, the Cameo ZENIT® W600 is a powerful IP65 rated washlight for demanding outdoor applications. In addition to standard DMX and RDM capability plus a rich variety of stunning automated programs it sports a built-in 2.4 GHz W-DMX™ transceiver for convenient wireless control. Featuring advanced 16-bit technology for high-resolution colour mixing and dimming and a 16° beam spread, the ZENIT® W600 projects hugely intense, uniform washes. With colour temperature and individual LED colour correction, four selectable dimming curves and fully adjustable halogen lamp-like dimming response, the fixture is the perfect tool for highly professional lighting.

The ZENIT® W600's diecast aluminium housing integrates temperature controlled fans that ensure optimized, low noise operation while a bright OLED display with four touch buttons permits easy, intuitive configuration. A security lock prevents unauthorized access to the luminaire's menu settings.

For maximum versatility, the ZENIT® W600 sports Cameo's innovative SnapMag® technology. It allows you to add filter frames or barn doors in seconds without the need for tools or dismantling. Magnetic SnapMag® frames with precision light shaping diffusers and barn doors are available as dedicated accessories.

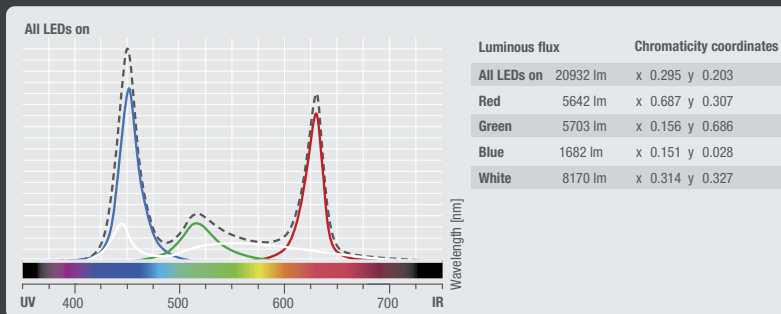
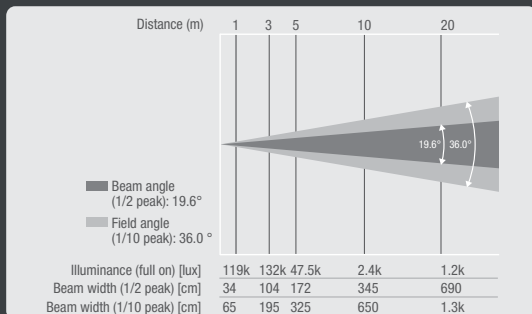
### FEATURES

- ▶ 40 x 15 W RGBW LEDs with 21,000 lm total output for uniform and powerful colour mixing
- ▶ Optional magnetic SnapMag® filter frames with innovative light shaping diffusers available offering an additional choice of circular 25°, 45° or 100° and elliptical 60° x 10° beam angles for extra versatility
- ▶ Built-in 2.4 GHz W-DMX™ transceiver
- ▶ Wireless Master & Slave Function, Wireless DMX, standard DMX, RDM (via DMX and W-DMX™) plus auto programs
- ▶ IP65 rating for constant outdoor use
- ▶ Temperature controlled fan for optimized and low noise operation
- ▶ 16-bit technology for high-resolution colours and dimming
- ▶ Colour temperature and individual LED colour correction
- ▶ Four ultra smooth dimming curves and adjustable halogen lamp-like dimming response
- ▶ OLED display with four touch buttons for easy configuration
- ▶ Security lock against unauthorized menu access





## PHOTOMETRICAL DATA



## SPECIFICATIONS

Product Number:	CLZW600
Product Type:	LED Outdoor Wash Light
Colour Spectrum:	RGBW
Number Of LEDs:	40
LED Type:	15 W (ca. 50000 Operating Hours)
Refresh Rate:	800 Hz, 1200 Hz, 2000 Hz, 25 kHz
Dispersion:	18° Beam, 35° Field (without diffusor)
Lens:	PE and tempered glass
DMX Input / Output:	3-Pin IP65 & 5-Pin IP65 / 3-Pin IP65 & 5-Pin IP65
DMX Mode:	2-ch, 3-ch, 4-ch, 8-1ch, 10 ch, 15 ch, 8-2 ch
DMX Functions:	CTC (Colour temperature correction), Dimmer, Dimmer curve, Dimmer fine, RGBW, RGBW fine, Strobe, Auto programs, Colour macro, Dimmer response
Controls:	Enter, Mode, Value up / down
Indicators:	OLED Display

Operating Voltage:	100 V AC - 240 V AC, 50 - 60 Hz
Power Consumption:	565 W
Standalone Modes:	Colour macro, Tunable white, User colours, Auto programs, Master / slave mode
Power Connector:	IP65
Housing Material:	Aluminium
Housing Colour:	Black
Cooling:	IP65 temperature-controlled fans
Protection Class IP:	IP65
Luminous Flux:	21,000 lm
Operating Temperature:	- 15 °C - 45 °C
Dimensions (W x H x D):	463x161x291mm
Weight:	12,5 kg

## AVAILABLE ACCESSORIES

- ▶ ZENIT® W600 CASE - Flight case for ZENIT® W600 / W600-D
  - ▶ ZENIT® W600 CASE INSERT - Foam case insert for ZENIT® W600 / W600-D
  - ▶ ZENIT® W600 SM B4 - SnapMag® 4-way barn doors for ZENIT® W600
  - ▶ ZENIT® W600 SM LSD 20 - SnapMag® filter 25° for ZENIT® W600
  - ▶ ZENIT® W600 SM LSD 100 - SnapMag® filter 100° for ZENIT® W600
  - ▶ ZENIT® W600 SM LSD 40 - SnapMag® filter 45° for ZENIT® W600
  - ▶ ZENIT® W600 SM LSD 6010 - SnapMag® filter 60° x 10° for ZENIT® W600
- (see page 125 - Accessories)





NEW

## ZENIT® W600 D OUTDOOR LED WASHLIGHT DAYLIGHT VERSION

Featuring

WIRELESS SOLUTION  
MADE IN SWEDEN



Equipped with a total of 40 18W white LEDs for a massive 41,000 lm output, the Cameo ZENIT® W600-D is an extremely powerful IP65 rated wash light. With a colour temperature of 5,600 K and a CRI of 90, the fixture is the ideal choice for colour-critical applications where extreme brightness and accurate, natural colour rendering are essential.

In addition to RDM and standard DMX capability it boasts a built-in 2.4 GHz W-DMX™ transceiver by Wireless Solution Sweden AB for convenient wireless control. The fixture also provides a rich variety of stunning automated programs for standalone or wireless master-and-slave operation.

For maximum versatility, the ZENIT® W600-D sports Cameo's innovative SnapMag® technology. It allows you to add filter frames in less than a second without the need for tools or dismantling. Magnetic SnapMag® frames with precision light shaping diffusers providing a choice of 25°, 45°, 100° or elliptical 60° x 10° beam angles and a 4-way barn door are available as dedicated accessories.

Featuring advanced 16-bit technology for high-resolution dimming and 21° beam spread, the ZENIT® W600-D projects hugely intense, uniform washes. With four selectable dimming curves and fully adjustable halogen lamp-like dimming response, the fixture is the perfect tool for highly professional lighting.

The ZENIT® W600-D's die cast aluminium housing integrates three temperature controlled fans that ensure optimized, low noise operation while a bright OLED display with four touch buttons permits easy, intuitive configuration. A security lock prevents unauthorized access to the luminaire's menu settings.

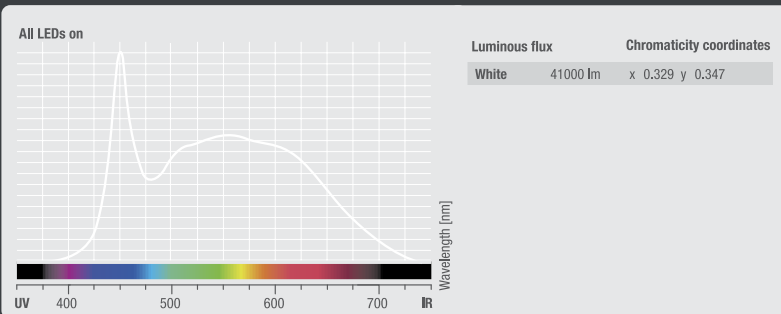
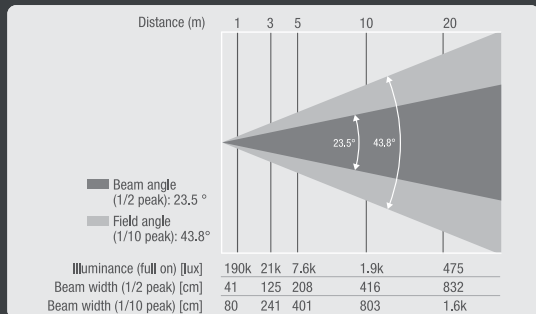
### FEATURES

- ▶ 40 x 18W white LEDs with 41,000 lm total output for extreme brightness
- ▶ Optional magnetic SnapMag® filter frames with innovative light shaping diffusers available offering an additional choice of circular 25°, 45° or 100° and elliptical 60° x 10° beam angles for extra versatility
- ▶ Built-in 2.4 GHz W-DMX™ transceiver
- ▶ IP65 rating for constant outdoor use
- ▶ Temperature controlled fan for optimized and low noise operation
- ▶ 16-bit technology for high-resolution dimming
- ▶ 5,600 K colour temperature and CRI 90 for accurate, natural colour rendering
- ▶ Wireless Master & Slave Function, Wireless DMX, standard DMX





## PHOTOMETRICAL DATA



## SPECIFICATIONS

Product Number:	CLZW600-D
Product Type:	LED Outdoor Wash Light
Colour Spectrum:	White
Number Of LEDs:	40
LED Type:	18 W (ca. 50000 Operating Hours)
Refresh Rate:	Adjustable Hz
Dispersion:	21° Beam, 42° Field (without diffusor)
Lens:	PE and tempered glass
DMX Input / Output:	5-Pin IP65 / 5-Pin IP65
DMX Mode:	1, 2, 3, 4, 5-Channel
DMX Functions:	Dimmer, Dimmer Curve, Dimmer Fine, Dimmer Response, Strobe, Strobe Duration
Controls:	Enter, Mode, Value up / down

Indicators:	OLED Display
Operating Voltage:	100 V AC - 240 V AC, 50 - 60 Hz
Power Consumption:	565 W
Standalone Modes:	Static, Master / Slave Mode
Power Connector:	IP65
Housing Material:	Aluminium
Housing Colour:	Black
Cooling:	IP65 temperature-controlled fans
Protection Class IP:	IP65
Luminous Flux:	40,790 lm
Operating Temperature:	- 15°C - 45°C
Dimensions (W x H x D):	463x161x291 mm
Weight:	11 kg

## AVAILABLE ACCESSORIES

- ▶ ZENIT® W600 CASE - Flight case for ZENIT® W600 / W600-D
  - ▶ ZENIT® W600 CASE INSERT - Foam case insert for ZENIT® W600 / W600-D
  - ▶ ZENIT® W600 SM B4 - SnapMag® 4-way barn doors for ZENIT® W600D
  - ▶ ZENIT® W600 SM LSD 20 - SnapMag® filter 25° for ZENIT® W600D
  - ▶ ZENIT® W600 SM LSD 100 - SnapMag® filter 100° for ZENIT® W600D
  - ▶ ZENIT® W600 SM LSD 40 - SnapMag® filter 45° for ZENIT® W600D
  - ▶ ZENIT® W600 SM LSD 6010 - SnapMag® filter 60° x 10° for ZENIT® W600D
- (see page 125 - Accessories)



NEW

## ZENIT® W300 OUTDOOR LED WASHLIGHT

Featuring

WIRELESS SOLUTION  
MADE IN SWEDEN



Equipped with a total of twenty-one 15 W RGBW LEDs for a huge 10,000 lm output, the Cameo ZENIT® W300 is a powerful IP65 rated wash light for demanding outdoor applications. In addition to RDM and standard DMX capability it boasts a built-in 2.4 GHz W-DMX™ transceiver by Wireless Solution Sweden AB for convenient wireless control. The fixture also provides a rich variety of stunning automated programs for standalone or wireless master-and-slave operation.

For maximum versatility, the ZENIT® W300 sports Cameo's innovative SnapMag® technology. It allows you to add filter frames in less than a second without the need for tools or dismantling. Magnetic SnapMag® frames with precision light shaping diffusers and a 4-way barn door are available as dedicated accessories.

Featuring advanced 16-bit technology for high-resolution colour mixing and dimming and an 21° beam spread, the ZENIT® W300 projects highly intense, uniform washes. With colour temperature correction, selectable dimming curves and dimming response, the fixture is the perfect tool for truly professional lighting.

The ZENIT® W300's die cast aluminium housing integrates temperature controlled fans that ensure optimized, low noise operation while a bright OLED display with four touch buttons permits easy, intuitive configuration. The fixture comes with an IR remote control, omega mounting bracket and power cord.

### FEATURES

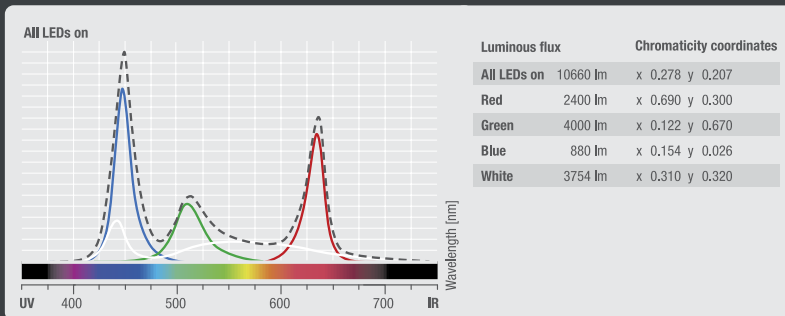
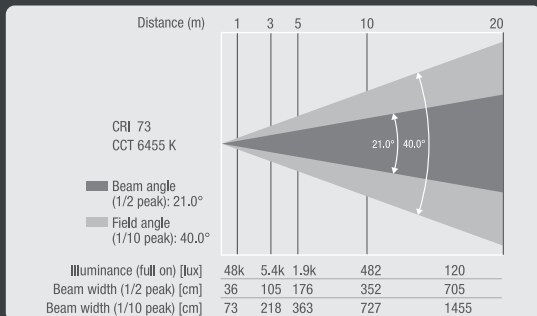
- ▶ 21 x 15 W RGBW LEDs with 10,000 lm total output for uniform and powerful colour mixing
- ▶ Optional magnetic SnapMag® filter frames with innovative light shaping diffusers available offering an additional choice of circular 25°, 45° or 100° and elliptical 60° x 10° beam angles for extra versatility
- ▶ Built-in 2.4 GHz W-DMX™ transceiver
- ▶ Wireless Master & Slave Function
- ▶ IP65 rating for constant outdoor use
- ▶ Temperature controlled fan for optimized and low noise operation
- ▶ 16-bit technology for high-resolution colours and dimming
- ▶ 21° beam and 35° field angles without diffuser
- ▶ W-DMX™, RDM, DMX or IR control plus standalone modes with automated programs





**FLIGHTCASES &  
FOAM INSERTS  
AVAILABLE**

## PHOTOMETRICAL DATA



## SPECIFICATIONS

Product Number:	CLZW300
Product Type:	LED Outdoor Wash Light
Colour Spectrum:	RGBW
Number Of LEDs:	21
LED Type:	15 W (ca. 50000 Operating Hours)
Refresh Rate:	800 Hz, 1200 Hz, 2000 Hz, 25 kHz
Dispersion:	21° Beam, 40° Field (without diffusor)
Lens:	PE and tempered glass
DMX Input / Output:	5-Pin IP65 / 5-Pin IP65
DMX Mode:	2, 3, 4, 8-1, 8-2, 10, 15-Channel
DMX Functions:	CTC (Colour Temperature Correction), Dimmer, Dimmer Curve, Dimmer Fine, RGBW, RGBW Fine, Strobe, Auto Programs, Colour Macro, Dimmer Response
Controls:	Enter, Mode, Value Up / Down

Indicators:	OLED Display
Operating Voltage:	100 V AC - 240 V AC, 50 - 60 Hz
Power Consumption:	300 W
Standalone Modes:	Device Settings, Tunable White, Auto Programs, Colour Macro, Master / Slave Mode, Static, System Info, User Colours
Power Connector:	IP65
Housing Material:	Aluminium
Housing Colour:	Black
Cooling:	IP65 temperature-controlled fans
Protection Class IP:	IP65
Luminous Flux:	10,661 lm
Operating Temperature:	-15°C - 45°C
Dimensions (W x H x D):	377x256x140mm
Weight:	8 kg

## AVAILABLE ACCESSORIES

- ▶ ZENIT® W300 CASE - 4PCS or 8PCS charging Flight Case for ZENIT® W300
- ▶ ZENIT® W300 CASE INSERT - Foam case insert for ZENIT® W300
- ▶ ZENIT® W300 SM B4 - SnapMag® 4-way barn doors for ZENIT® W300
- ▶ ZENIT® W300 SM LSD 20 - SnapMag® filter 25° for ZENIT® W300
- ▶ ZENIT® W300 SM LSD 100 - SnapMag® filter 100° for ZENIT® W300
- ▶ ZENIT® W300 SM LSD 40 - SnapMag® filter 45° for ZENIT® W300
- ▶ ZENIT® W300 SM LSD 6010 - SnapMag® filter 60° x 10° for ZENIT® W300 (see page 126 - Accessories)





NEW



reddot award 2019  
winner lighting design

Featuring



LG Chem

WIRELESS SOLUTION  
MADE IN SWEDEN



## ZENIT® B200

### BATTERY-POWERED OUTDOOR LED WASHLIGHT

With built-in wireless DMX, battery operation and IP65 rating, the Cameo ZENIT® B200 is ready for demanding indoor and outdoor lighting applications. The highly professional wash light is equipped with twenty-one 15W RGBW LEDs with a 50,000 hour lifetime and powerful 6,600 lm output for brilliant, uniform colours. A polyethylene and tempered glass lens provides a 21° beam spread.

For maximum versatility, the ZENIT® B200 sports Cameo's innovative SnapMag® technology. It allows you to add filter frames in less than a second without the need for tools or dismantling. Magnetic SnapMag® frames with precision light shaping diffusers and a 4-way barn door are available as dedicated accessories.

In addition to RDM, seven modes of DMX and IR remote or manual control via the fixture's display the ZENIT® B200 incorporates a 2.4 GHz W-DMX™ transceiver. Developed by Wireless Solution Sweden AB, W-DMX™ has become the unofficial standard for professional wireless lighting control. The luminaire's super capacity lithium-ion battery is made by LG Chem providing reliable RGBW mode performance up to 24 hours from a single charge, and the smart battery management system prevents overcharging and exhaustive discharge for extended battery life.

Sporting six selectable PWM frequencies up to 25,000 Hz and convection cooling for flicker-free and noiseless performance, the ZENIT® B200 is perfectly suitable for motion picture and TV applications. It utilises high-resolution 16-bit colour mixing and dimming and includes a choice of dimming curves with adjustable response plus temperature correction. The aluminium housing features a bright 4-button OLED display for easy configuration. The ZENIT® B200 can also be used for emergency lighting when connected to a DC outlet and comes with an IR remote control, omega mounting bracket and power cord.

## FEATURES

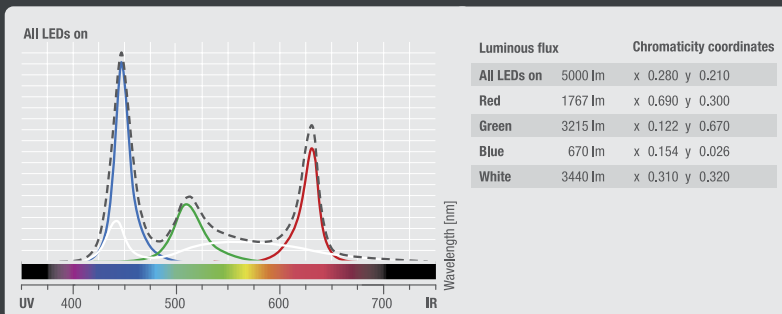
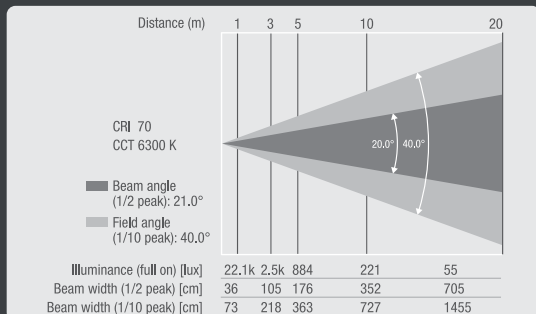
- ▶ 21 x 15 W RGBW LEDs with 21,000 lm total output for uniform and powerful colour mixing
- ▶ Optional magnetic SnapMag® filter frames with innovative light shaping diffusers available offering an additional choice of circular 25°, 45° or 100° and elliptical 60° x 10° beam angles for extra versatility
- ▶ Built-in 2.4 GHz W-DMX™ transceiver
- ▶ Wireless DMX, Standard DMX, RDM (via DMX and W-DMX™) plus standalone modes with automated programs
- ▶ IP65 rating for constant outdoor use
- ▶ Convection cooling for noiseless operation
- ▶ 16-bit technology for high-resolution colours and dimming
- ▶ Battery Management System prevents overcharging and exhaustive discharge
- ▶ Long-life super capacity LG Chem lithium-ion battery for reliable operation
- ▶ 21° beam and 40° field angles without diffuser
- ▶ Emergency lighting functionality





**FLIGHTCASES &  
FOAM INSERTS  
AVAILABLE**

## PHOTOMETRICAL DATA



## SPECIFICATIONS

Product Number:	CLZB200
Product Type:	LED Outdoor Wash Light
Colour Spectrum:	RGBW
Number Of LEDs:	21
LED Type:	15 W (ca. 50000 Operating Hours)
Refresh Rate:	800 Hz, 1200 Hz, 2000 Hz, 25 kHz
Dispersion:	21° Beam, 40° Field (without diffusor)
Lens:	PE and tempered glass
DMX Input / Output:	5-Pin IP65 / 5-Pin IP65
DMX Mode:	2, 3, 4, 8-1, 8-2, 10, 15-Channel
DMX Functions:	RGBW Fine, RGBW, Dimmer Response, Dimmer Fine, Dimmer Curve, Dimmer, CTC (Colour Temperature Correction), Colour Macro, Strobe, Auto Programs
Controls:	Enter, Mode, Value up / down
Indicators:	OLED Display

Operating Voltage:	100 V AC - 240 V AC, 50 - 60 Hz
Power Consumption:	180 W
Standalone Modes:	User Colours, System Info, Auto Programs, Tunable White, Static, Settings, Master / Slave Mode, Colour Macro
Power Connector:	IP65
Housing Material:	Aluminium
Housing Colour:	Black
Cooling:	Convection
Charging Time:	4 hours
Protection Class IP:	IP65
Luminous Flux:	6,600 lm
Operating Temperature:	0°C - 45°C
Dimensions (W x H x D):	377x240x256mm
Weight:	8 kg

## AVAILABLE ACCESSORIES

- ▶ ZENIT® B200 CASE - 4PCS or 8PCS charging Flight Case for ZENIT® B200
  - ▶ ZENIT® B200 CASE INSERT - Foam case insert for ZENIT® B200
  - ▶ ZENIT® B200 SM B4 - SnapMag® 4-way barn doors for ZENIT® B200
  - ▶ ZENIT® B200 SM LSD 20 - SnapMag® filter 25° for ZENIT® B200
  - ▶ ZENIT® B200 SM LSD 100 - SnapMag® filter 100° for ZENIT® B200
  - ▶ ZENIT® B200 SM LSD 40 - SnapMag® filter 45° for ZENIT® B200
  - ▶ ZENIT® B200 SM LSD 6010 - SnapMag® filter 60° x 10° for ZENIT® B200
- (see page 126 - Accessories)

ZENIT® B60  
OPTIONAL AVAILABLE IN  
BLACK OR CHROME

DESIGN BRACKET  
OPTIONAL AVAILABLE IN  
BLACK OR CHROME



## ZENIT® B60

### BATTERY-POWERED W-DMX™ IP65 PAR LIGHT BLACK / CHROME

Featuring



LG Chem

WIRELESS SOLUTION  
MADE IN SWEDEN



With battery operation, built-in wireless DMX and rated IP65, the Cameo Zenit® B60 is ready for demanding indoor and outdoor lighting applications. The highly professional PAR light sports four 15W RGBW LEDs with a 50,000 hour lifetime and powerful 1,900 lm output for brilliant, uniform colours with a precise 11° beam spread. It comes with two specially designed light shaping diffusers offering a choice of 25° or 40° beam angles while maintaining output for extra versatility.

In addition to seven modes of DMX, RDM and IR remote or manual control via the fixture's display the Zenit® B60 incorporates a 2.4 GHz W-DMX™ receiver. Developed by Wireless Solution Sweden AB, W-DMX™ has become the unofficial standard for professional wireless lighting control. The luminaire's super capacity Lithium-Ion battery is made by LG Chem providing reliable performance up to 24 hours from a single charge with adjustable runtime in one hour increments, an intelligent control calculates the brightness of the PAR automatically.

The PAR light's battery management system prevents overcharging and exhaustive discharge for extended battery life. Sporting a 3,600 Hz refresh rate for flicker-free performance and highly efficient convection cooling for noiseless operation, the Zenit B60 is perfect for motion picture and TV applications. with highly efficient convection cooling providing noiseless performance. It utilizes 16-bit technology for smooth high-resolution colour mixing and dimming and includes individual LED colour temperature correction plus a selection of dimming curves with adjustable response. The aluminium housing features a bright OLED display with 4 touch buttons for easy configuration while a security lock prevents unauthorized menu access. The Cameo Zenit® B60 is available in black (CLZB60BLSLSD) or chrome (CLZB60CLSLSLSD). It can also be programmed to provide emergency lighting to a DC outlet.

## FEATURES

- ▶ Professional battery-operated W-DMX™ PAR can with IP65 rating
- ▶ 4 x 15 W RGBW LEDs with 1,900 lm total output for uniform colour mixes
- ▶ Long-life super capacity LG Chem lithium-ion battery for reliable operation
- ▶ Battery management system prevents overcharging and exhaustive discharge
- ▶ Built-in 2.4 GHz W-DMX™ receiver
- ▶ Security lock against unauthorized menu access
- ▶ Wireless DMX, standard DMX, RDM and IR control or via the 4-button display includes 2 light shaping diffusers for flexible 11°, 25° or 40° Beam spread options, elliptical diffuser 60° x 10° available as accessory
- ▶ 16-bit technology for high-resolution colours and dimming
- ▶ OLED display with 4 touch buttons for easy configuration
- ▶ Emergency lighting functionality



## AVAILABLE ACCESSORIES

- ▶ ZENIT® DESIGN BRACKET - DESIGN BRACKET FOR ZENIT® B60


(see page 127 - Accessories)



OPTIONAL  
**CHARGING FLIGHT CASE**  
AVAILABLE

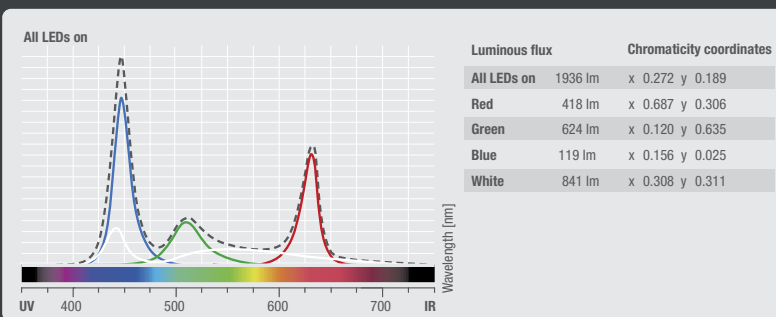
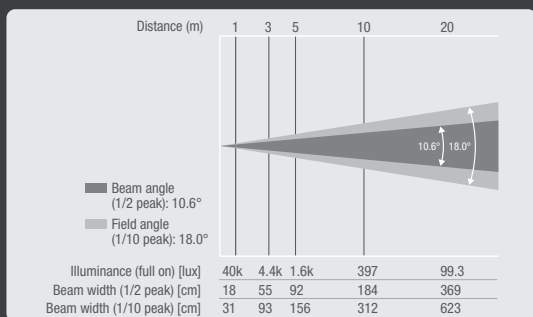
Equipment is not included

INCLUDED  
**ZENIT® LSD 20 / 40**  
LIGHT SHAPING DIFFUSER 25° / 40°  
FOR ZENIT B 60



OPTIONAL  
**ZENIT® DESIGN BRACKET**  
AVAILABLE IN BOTH COLOURS

## PHOTOMETRICAL DATA



## SPECIFICATIONS

Product Number:	CLZB60BLSD (Black) / CLZB60CLSD (Chrome)
Product Type:	Outdoor LED PAR Lighting
Colour Spectrum:	RGBW
Number Of LEDs:	4
LED Type:	15 W
Refresh Rate:	3,600 Hz
Dispersion:	Without Diffusor - (Beam) 10.6° / (Field) 18°
DMX Input / Output:	5-Pin IP65
DMX Mode:	2, 3, 4, 8-1, 8-2, 10, 15-Channel
DMX Functions:	Colour Fade, Colour Jump, Colour Macro, CTC (Colour Temperature Correction), Dimmer, Dimmer Curve, Dimmer Fine, Dimmer Response, Reset, RGBW, RGBW Fine, Strobe
Controls:	Enter, Mode, Value Up / Down
Indicators:	OLED Display
Power Supply:	100 V AC - 240 V AC, 50 - 60 Hz
Power Consumption:	100 W
Power Connector:	IP65
Power through connector:	IP65

Standalone Modes:	Auto Programs, Colour Fade, Colour Jump, Colour Macro, Dimmer Curve, Dimmer Response, Display Lock, Master / Slave Mode, Static Colour, Strobe, White Balance Adjustable
Housing Material:	Die-Cast Aluminium
Housing Colour:	Black / Chrome
Protection Class IP:	IP65
Battery type:	LG F1 Lithium-Ion Battery
Battery Capacity:	217 Wh
Battery Operation Time At Maximum Load:	Up To 24 Hours
Charging Time:	4 H
Cooling:	Convection
Illuminance:	40,000 lx @ 1 m
Luminous Flux:	1,900 lm
Operating Temperature:	- 15°C - 45 °C
Dimensions (W x H x D):	187x 187 x 164 mm
Weight:	4.8 kg

## AVAILABLE ACCESSORIES

- ▶ ZENIT® B60 CASE - Charging flight case for six ZENIT® B60
- ▶ ZENIT® DESIGN BRACKET - Design bracket for ZENIT® B60 (see page 124 / 125 / 126 / 127 - Accessories)
- ▶ ZENIT® LSD 6010 - Elliptical light shaping diffuser 60° x 10°





## ZENIT® P130

### PROFESSIONAL OUTDOOR PAR CAN IP65 WITH INNOVATIVE LIGHT SHAPING DIFFUSORS

Featuring


**OSRAM**  
LED TECHNOLOGY INCLUDED

The Cameo Zenit® P130 is an IP65 rated outdoor PAR can with a sharp, tightly focussed beam angle of 8°. For an additional choice of 25° or 45° angles, it comes with two ultra-efficient light shaping diffusers which are specially designed to maintain the fixture's powerful illuminance. The Zenit® P130 is equipped with four 32W RGBW Osram OSTAR LEDs for brilliant, uniform colours while 16-bit technology enables high-resolution colour mixing and dimming. With a 3,600 Hz refresh rate and flicker-free operation the advanced Zenit® P130 is the perfect choice for motion picture and TV applications. Highly effective convection cooling ensures totally noise-free operation. Truly professional, the Zenit P130® is RDM-compatible and includes 7 modes of DMX control, exciting automated programs as well as master, slave and standalone capability. It features colour temperature and individual LED colour correction, a high-speed strobe, 4 selectable dimming curves and adjustable halogen lamp-like dimming response. A security lock prevents unauthorized menu access. To enable easy daisy-chaining, the heavy-duty die-cast aluminium housing provides innovative locking 5-Pin DMX and AC power inputs and outputs. A modern OLED display with 4 touch buttons allows easy, intuitive configuration.

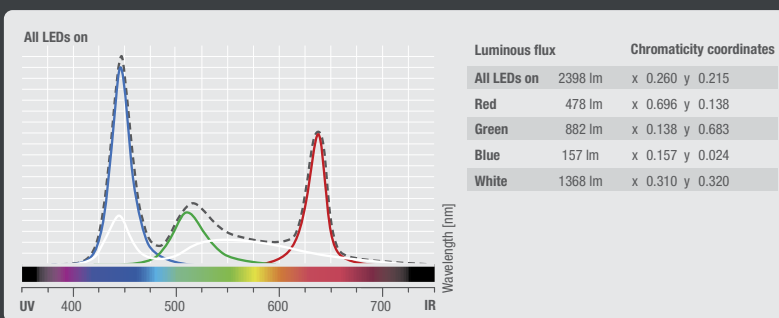
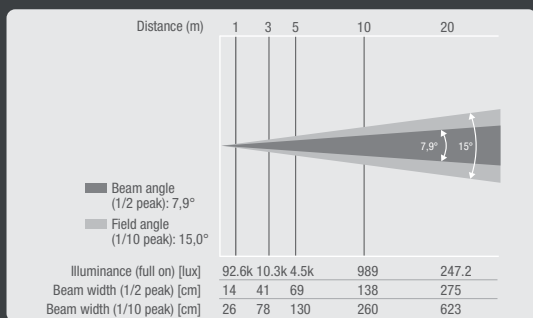
#### FEATURES

- ▶ Professional IP65 outdoor PAR can with 4 x 32 W RGBW Osram OSTAR LEDs and 8° beam angle
- ▶ Includes 2 innovative light shaping diffusers for beam angles of 25° or 45° while maintaining transmission efficiency
- ▶ RDM capability
- ▶ 16-bit technology for high-resolution colours and dimming
- ▶ Flicker free, ideal for motion picture and TV applications
- ▶ Colour temperature and individual LED colour correction
- ▶ 4 ultra smooth dimming curves and adjustable halogen lamp-like dimming response
- ▶ 7 modes of DMX control plus master, slave and standalone capability
- ▶ OLED display with 4 touch buttons for easy configuration
- ▶ Security lock against unauthorized menu access
- ▶ Convection cooling for noise-free performance





## PHOTOMETRICAL DATA



## SPECIFICATIONS

Product Number:	CLZP130LSD
Product Type:	Outdoor LED PAR Lighting
Colour Spectrum:	RGBW
Number Of LEDs:	4
LED Type:	32 W Osram OSTAR LED (ca. 50.000 Operating Hours)
Refresh Rate:	3,600 Hz
Dispersion:	Without Diffusor - 7,9° Beam, 15° Field
DMX Input / Output:	5-Pin IP65
DMX Mode:	2, 3, 4, 8-1, 8-2, 10, 15-Channel
DMX Functions:	Colour Fade, Colour Jump, Colour Macro, CTC (Colour Temperature Correction), Dimmer, Dimmer Curve, Dimmer Fine, Dimmer Response, Reset, RGBW, RGBW Fine, Strobe
Controls:	Enter, Mode, Value Up / Down
Indicators:	OLED Display
Power Supply:	100 V AC - 240 V AC, 50 - 60 Hz

Power Consumption:	155 W
Standalone Modes:	Auto Programs, Colour Fade, Colour Jump, Colour Macro, Dimmer Curve, Dimmer Response, Display Lock, Master / Slave Mode, Static Colour, Strobe, White Balance Adjustable
Power Connector:	IP65
Housing Material:	Die-Cast Aluminium
Housing Colour:	Black
Protection Class:	IP65
Cooling:	Convection
Illuminance:	92,600 lx @ 1 m
Luminous Flux:	2,398 lm
Operating Temperature:	- 15 °C - 45 °C
Dimensions (W x H x D):	186.6 x 186.6 x 159 mm
Weight:	4.8 kg
Features:	IR Remote

## AVAILABLE ACCESSORIES

- ▶ ZENIT® LSD 6010 - Elliptical light shaping diffuser 60° x 10° (see page 125 - Accessories)



## ZENIT® P40

### PROFESSIONAL OUTDOOR PAR CAN IP65 WITH INNOVATIVE LIGHT SHAPING DIFFUSORS


Featuring


**OSRAM**  
LED TECHNOLOGY INCLUDED

The Cameo Zenit® P40 is an IP65 rated outdoor PAR can with a sharp, tightly focussed beam angle of 8°. For an additional choice of 25° or 45° angles, it comes with two ultra-efficient light shaping diffusers which are specially designed to maintain the fixture's powerful illuminance. The Zenit® P40 is equipped with four 10 W RGBW Osram OSTAR LEDs for brilliant, uniform colours while 16-bit technology enables high-resolution colour mixing and dimming. With a 3,600 Hz refresh rate and flicker-free operation the advanced Zenit® P40 is the perfect choice for motion picture and TV applications. Highly effective convection cooling ensures totally noise-free operation. Truly professional, the Zenit® P40 is RDM-compatible and includes 7 modes of DMX control, exciting automated programs as well as master, slave and standalone capability. It features colour temperature and individual LED colour correction, a high-speed strobe, 4 selectable dimming curves and adjustable halogen lamp-like dimming response. A security lock prevents unauthorized menu access. To enable easy daisy-chaining, the heavy-duty die-cast aluminium housing provides innovative locking 5-Pin DMX and AC power inputs and outputs. A modern OLED display with 4 touch buttons allows easy, intuitive configuration.

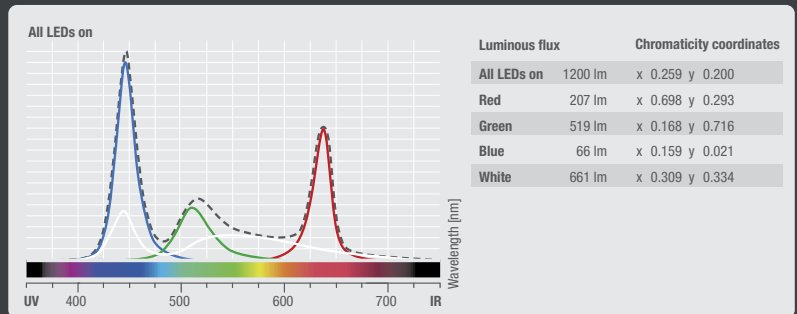
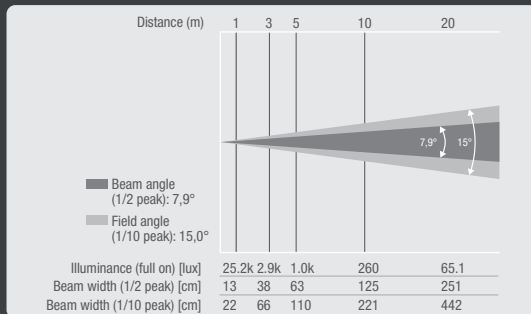
## FEATURES

- ▶ Professional IP65 outdoor PAR can with 4 x 10 W RGBW Osram OSTAR LEDs and 8° Beam angle
- ▶ Includes 2 innovative light shaping diffusers for beam angles of 25° or 45° while maintaining transmission efficiency
- ▶ RDM capability
- ▶ 16-bit technology for high-resolution colours and dimming
- ▶ Flicker free, ideal for motion picture and TV applications
- ▶ Colour temperature and individual LED colour correction
- ▶ 4 ultra smooth dimming curves and adjustable halogen lamp-like dimming response
- ▶ 7 modes of DMX control plus master, slave and standalone capability
- ▶ OLED display with 4 touch buttons for easy configuration
- ▶ Security lock against unauthorized menu access
- ▶ Convection cooling for noise-free performance





## PHOTOMETRICAL DATA



## SPECIFICATIONS

Product Number:	CLZP40LSD
Product Type:	Outdoor LED PAR Lighting
Colour Spectrum:	RGBW
Number Of LEDs:	4
LED Type:	10 W Osram OSTAR LED (ca.50.000 operating hours)
Refresh Rate:	3,600 Hz
Dispersion:	Without Diffusor - 7,9° Beam, 15° Field
DMX Input / Output:	5-Pin IP65
DMX Mode:	2, 3, 4, 8-1, 8-2, 10, 15-Channel
DMX Functions:	Colour Fade, Colour Jump, Colour Macro, CTC (Colour Temperature Correction), Dimmer, Dimmer Curve, Dimmer Fine, Dimmer Response, Reset, RGBW, RGBW Fine, Strobe
Controls:	Enter, Mode, Value Up / Down
Indicators:	OLED Display
Power Supply:	100 V AC - 240 V AC, 50 - 60 Hz
Power Consumption:	50 W

Standalone Modes:	Auto Programs, Colour Fade, Colour Jump, Colour Macro, Dimmer Curve, Dimmer Response, Display Lock, Master / Slave Mode, Static Colour, Strobe, White Balance Adjustable
Power Connector:	IP65
Housing Material:	Die-Cast Aluminium
Housing Colour:	Black
Cooling:	Convection
Protection Class:	IP65
Illuminance:	25,200 lx @ 1 m
Luminous Flux:	1,200 lm
Operating Temperature:	- 15 °C - 45 °C
Dimensions (W x H x D):	186.6 x 186.6 x 159 mm
Weight:	4.8 kg
Features:	IR Remote

## AVAILABLE ACCESSORIES

- ▶ ZENIT® LSD 6010 - Elliptical light shaping diffuser 60° x 10° (see page 125 - Accessories)

NEW!  
SPIN16  
TECHNOLOGY





NEW

# ZENIT® Z120 G2

## PROFESSIONAL IP65 OUTDOOR ZOOM PAR LIGHT

Following the hugely successful ZENIT® Z 120, Cameo now introduces the ZENIT® Z 120 G2 featuring an OLED display and patent pending mounting bracket which integrates a super clamp stud. The RDM enabled high output PAR can for demanding professional applications employs a single long-life 120 watt RGBW COB LED and 16-bit technology for vivid high-resolution colour mixes with maximum uniformity and perfect dimming behavior. Covering a range from 7° to 55°, the motorized zoom provides flexible illumination from tightly focused, narrow beams to wide, diffuse washes


Following the hugely successful ZENIT® Z 120, Cameo now introduces the ZENIT® Z 120 G2 featuring an OLED display and patent pending mounting bracket which integrates a super clamp stud. The RDM enabled high output PAR can for demanding professional applications employs a single long-life 120 watt RGBW COB LED and 16-bit technology for vivid high-resolution colour mixes with maximum uniformity and perfect dimming behavior. Covering a range from 7° to 55°, the motorized zoom provides flexible illumination from tightly focused, narrow beams to wide, diffuse washes.

Sporting 7 modes of DMX control, the ZENIT® Z 120 G2 is also capable of master, slave and standalone operation. A bright OLED display with 4 touch buttons facilitates menu navigation and configuration while a security lock prevents unauthorized access. The heavy-duty diecast aluminium housing utilizes highly efficient convection cooling for completely silent operation. 5-pin DMX connectors e powerCON TRUE1 enable daisy chaining. The Cameo ZENIT® Z 120 G2 runs on all voltages from 100 - 240 V AC.

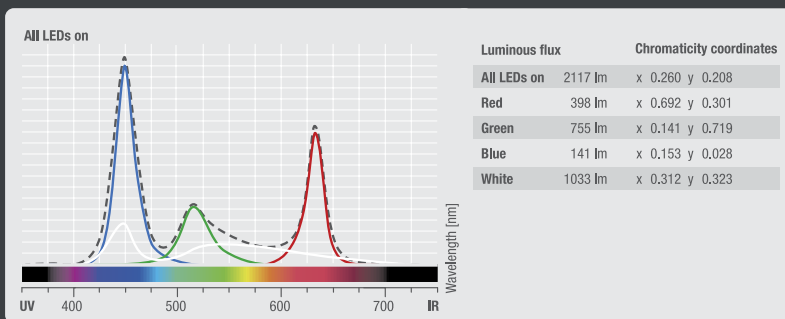
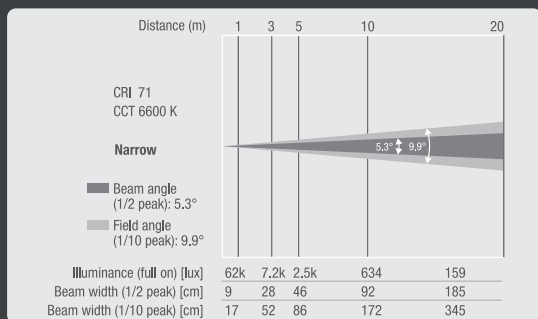
### FEATURES

- ▶ Professional high output PAR with 7° – 55° zoom
- ▶ Colour temperature correction
- ▶ 4 selectable HD dimming curves with adjustable response
- ▶ 16-bit technology for uniform HD colours & perfect dimming behavior
- ▶ 120 W RGBW COB LED
- ▶ RDM enabled
- ▶ Variable white balance
- ▶ Flicker free, ideal for TV and film applications
- ▶ IP65 rating for outdoor use
- ▶ Patented SPIN16® technology for fast and flexible installation thanks to 16 mm TV spigot integrated in the mounting bracket
- ▶ Easy configuration via OLED display and 4 touch buttons





## PHOTOMETRICAL DATA



## SPECIFICATIONS

Product Number:	CLZZ120G2
Product Type:	LED PAR Lighting
Colour Spectrum:	RGBW
Number Of LEDs:	1
LED Type:	120 W (ca. 50000 Operating Hours)
Refresh Rate:	3,600 Hz
Dispersion:	7 - 55 °
DMX Input / Output:	5-Pin IP65
DMX Mode:	3, 4, 5, 9, 10, 11, 17-Channel
DMX Functions:	Colour Fade, Colour Jump, Colour Macro, CTC (Colour Temperature Correction), Dimmer, Dimmer Curve, Dimmer Fine, Dimmer Response, Reset, RGBW, RGBW Fine, Strobe, Zoom, Zoom Fine
Controls:	Enter, Mode, Value Up / Down
Indicators:	OLED Display

Power Supply:	100 V AC - 240 V AC, 50 - 60 Hz
Power Consumption:	180 W
Standalone Modes:	Colour Fade, Colour Jump, Colour Macro, Dimmer Curve, Dimmer Response, Display Lock, Master / Slave Mode, Static Colour, Strobe, White Balance Adjustable
Power Connector:	Neutrik powerCON TRUE1 IN (NAC3FX-W) / OUT (NAC-MFX-W)
Housing Material:	Die-Cast Aluminium
Housing Colour:	Black
Cooling:	Convection
Protection Class:	IP65
Illuminance:	62,000 lx @ 1 m
Luminous Flux:	2,117 lm
Operating Temperature:	- 15°C - 45°C
Dimensions (W x H x D):	230 x 230 x 300 mm
Weight:	8.3 kg

## AVAILABLE ACCESSORIES

- ▶ ZENIT® Z120 G2 BARN DOORS - Barn doors for ZENIT® Z120 G2 & Z180 G2 (see page 127 - Accessories)

NEW!  
SPIN16  
TECHNOLOGY



NEW

## ZENIT® Z180 G2

### PROFESSIONAL ZOOM PAR IP65


Versatile and rapid rigging plus convenient, trouble-free configuration - the ZENIT® Z 180 G2 is the new kid on the block. It enables super clamp mounting in no time now featuring innovative and patented SPIN16® technology that integrates a 16 mm TV spigot in the mounting bracket and a bright OLED menu display. Designed for demanding professional applications, the RDM enabled high output PAR can employs a single long-life 180 watt RGBW COB LED and 16-bit technology for vivid high-resolution colour mixes with maximum uniformity and perfect dimming behavior. Covering a 7° to 55° range, the motorized zoom provides flexible illumination from tightly focused, narrow beams to wide, diffuse washes.

With a 3.600 Hz refresh rate for flicker free operation and IP65 rating the ZENIT® Z 180 G2 is eminently suitable in TV, film and outdoor applications. The PAR can's advanced features include colour temperature correction, variable white balance and 4 selectable dimming curves with adjustable response to mimic the ramp-down of halogen bulbs. Sporting 7 modes of DMX control, the ZENIT® Z 180 G2 is also capable of master, slave and standalone operation. A bright OLED display with 4 back-lit touch buttons facilitates menu navigation and configuration while a security lock prevents unauthorized access. The heavy-duty diecast aluminium housing includes a temperature controlled fan for virtually noiseless operation. 5-pin DMX and powerCON TRUE1 compatible connectors facilitate daisy chaining and power linking. The Cameo ZENIT® Z 180 G2 runs on all voltages from 100 - 240 V AC.

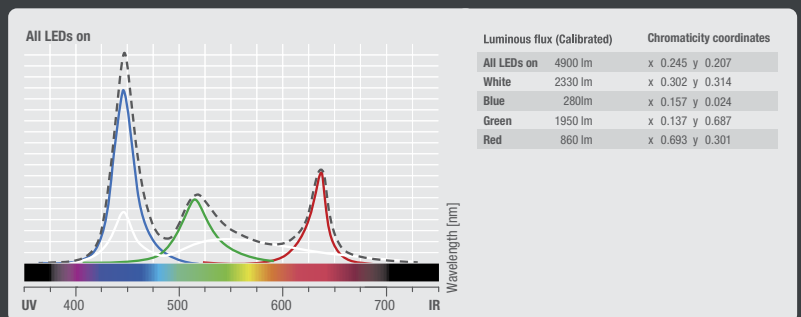
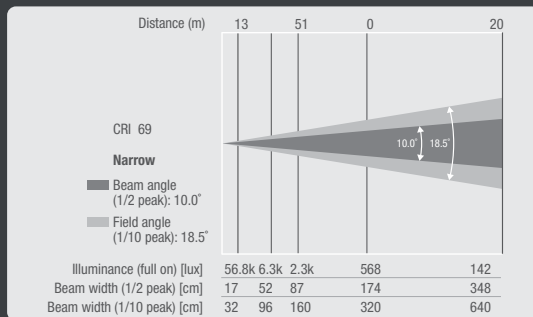
### FEATURES

- ▶ Professional high output IP65 PAR can with 10° - 40° zoom
- ▶ 180 W RGBW COB LED
- ▶ Rapid, versatile rigging options thanks to patented SPIN16® technology mounting bracket integrating a 16 mm TV spigot
- ▶ High resolution 16-bit colour mixing and dimming
- ▶ Colour temperature correction
- ▶ Variable white balance
- ▶ 4 selectable dimming curves with adjustable response
- ▶ Easy configuration via OLED display and 4 back-lit touch buttons
- ▶ Security lock against unauthorized menu access
- ▶ RDM enabled
- ▶ Flicker free, ideal for on-camera applications
- ▶ 5-pin DMX and powerCON TRUE1 compatible power connectors with IP65 rating





## PHOTOMETRICAL DATA



## SPECIFICATIONS

Product Number:	CLZZ180G2
Type:	Outdoor
Colour spectrum:	RGBW
Number of LEDs:	1
LED type:	180 W COB
LED PWM Frequency:	800 Hz, 1200 Hz, 2000 Hz, 3600 Hz, 12 kHz, 25 kHz - adjustable
Dispersion:	10 - 40 °
DMX input:	IP65, XLR 5-pin male
DMX output:	IP65, XLR 3-pin female
DMX mode:	10-channel, 11-channel, 17-channel, 3-channel, 4-channel, 5-channel, 9-channel
DMX Functions:	Colour Blending, colour macro, Dimmer, Dimmer Fine, RGBW, RGBW Fine, colour change, Colour temperature correction, Dimmer response, Stroboscope, Various system settings, Zoom, Zoom Fine Standalone modes auto programs, Master/Slave Mode, User Colours, colour macro, Static Mode, strobe, Tunable White

System settings:	Dimmer Curves, Zoom Reset, Colour calibration, Dimmer response, Display Lock, DMX Fail, Factory reset, Fan controller, LED PWM Frequency, Lighted Display, Rotate display by 180
Control:	DMX 512, RDM enabled
Indicators:	OLED Display
Operating voltage:	100 V AC - 240 V AC, 50 - 60 Hz
Power consumption:	220 W
Power connector:	IP65, Power Twist
Ambient Temperature (operating):	-15 - 45 °C
Housing material:	Metal
Housing colour:	Black
Protection class:	IP IP65
Cooling:	Temperature-controlled fan
Illuminance:	56790 lx (narrow)
Luminous flux:	4910 lm
Other features:	Flap, Power cord, TV spigots 16 mm, 1 x omega mounting, IP65 Power Twist connector
Dimensions (W x H x D):	240 x 240 x 254 mm
Weight:	8.2 kg

## AVAILABLE ACCESSORIES

- ▶ ZENIT® Z120 G2 BARN DOORS - Barn doors for ZENIT® Z120 G2 & Z180 G2 (see page 127 - Accessories)







## FLAT PRO<sup>®</sup> SERIES

When confined spaces necessitate the use of compact lighting fixtures Cameo provides the ideal solution with Flat Pro series PAR cans. Featuring RGBWA color mixing and high refresh rates they are available with 7, 12 or 18 high-performance 10 watt LEDs and in IP65 rated outdoor versions. All Flat Pro lights include numerous functions, automated programs, DMX and sound control plus a versatile mounting bracket. Operation is dead silent due to convection cooling.



## FLAT PRO 18 / IP65

### 18 x 10 W FLAT LED RGBWA PAR LIGHT IN BLACK HOUSING

AVAILABLE AS **IP65** OR **INDOOR VERSION**

The Cameo FLAT PRO series is a professional PAR light series for exciting, creative indoor and outdoor lighting. With a high light output and 30° beam angle the super slim fixtures are most suitable where space is limited while the convection cooling design allows a 100% Silent operation. Ultra-bright high performance 10 watt RGBWA LEDs produce a huge range of colours from soft pastel hues to rich, warm tints, and the 3,000 Hz Refresh Rate eliminates flicker. The FLAT PRO series sports a total of 5 DMX modes with multiple functions, built-in programs and an LED Display with 4 controls for easy manual operation. It also provides master, slave and standalone capability.

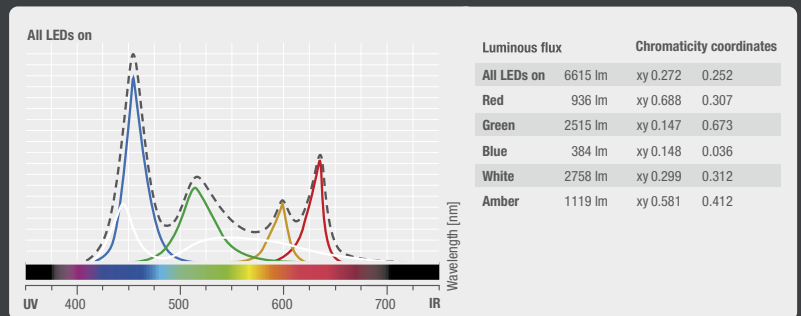
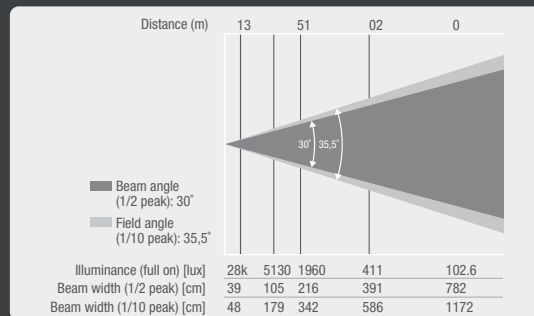
The IP65 versions are totally protected against dust and low pressure water jets from all directions. The purpose designed die-cast enclosure includes dedicated screw connectors for DMX signal and power input and output which enable daisy-chaining up to 10 units. The universal bracket allows for numerous mounting options.

## FEATURES

- ▶ Ultra High performance ultra-bright 10 W LEDs
- ▶ Absolutely silent operation due to efficient convection cooling
- ▶ RGBWA colour Spectrum for more flexible colour mixing reaching from warm, rich to solid and pastel colours
- ▶ Flicker free
- ▶ IP65 for outdoor or indoor use
- ▶ Rugged flat and compact metal housing



## PHOTOMETRICAL DATA



## SPECIFICATIONS

Product Number:	CLPFLATPRO18IP65 / CLPFLATPRO18
Product Type:	Professional LED Lighting
Colour Spectrum:	RGBWA
Number Of LEDs:	18
LED Type:	10 W
Refresh Rate:	3,000 Hz
Dispersion:	30 °
DMX Input / Output (indoor):	XLR 3-Pin Male, XLR 5-Pin Male / XLR 3-Pin Female,
DMX Input / Output (outdoor):	3-Pin Special Connector, Screwable
DMX Input / Output (outdoor):	3-Pin Special Connector, Screwable
XLR 5-Pin Female	2, 3-1, 3-2, 5, 8-Channel
DMX Functions:	Colour Fade, Colour Jump, Master Dimmer, RGBWA, Strobe
Standalone Modes:	Colour Fade, Colour Jump, Colour Macro, Slave Mode, Static Colour

Controls:	Enter, Mode, Value Up / Down
Indicators:	Backlit LCD
Power Supply:	100 V AC - 240 V AC, 50 - 60 Hz
Power Consumption:	200 W
Power Connector (outdoor):	3-Pin Special Connector, Screwable
Power Connector (indoor):	Neutrik powerCON I/O
Housing Material:	Metal
Housing Colour:	Black
Cooling:	Convection
Protection Class IP:	65
Illuminance:	28000 lx @ 1 m
Luminous Flux:	6615 lm
Operating Temperature:	-5 °C - 45 °C
Dimensions (W x H x D):	280 x 280 x 160 mm
Weight:	7.5 kg



## FLAT PRO 12 / IP65

### 12 x 10 W FLAT LED RGBWA PAR LIGHT IN BLACK HOUSING

AVAILABLE AS **IP65** OR **INDOOR VERSION**

The Cameo FLAT PRO series is a professional PAR light series for exciting, creative indoor and outdoor lighting. With a high light output and 30° beam angle the super slim fixtures are most suitable where space is limited while the convection cooling design allows a 100% Silent operation. Ultra-bright high performance 10 watt RGBWA LEDs produce a huge range of colours from soft pastel hues to rich, warm tints, and the 3,000 Hz Refresh Rate eliminates flicker. The FLAT PRO series sports a total of 5 DMX modes with multiple functions, built-in programs and an LED Display with 4 controls for easy manual operation. It also provides master, slave and standalone capability.

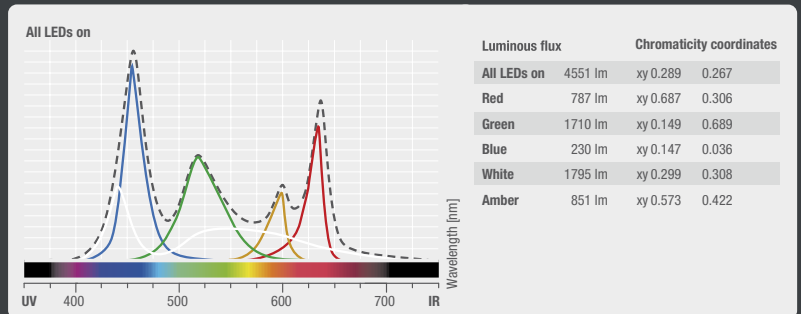
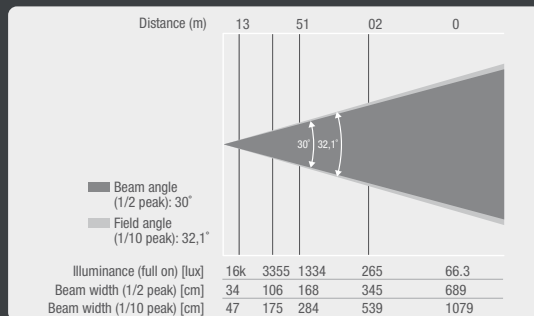
The IP65 versions are totally protected against dust and low pressure water jets from all directions. The purpose designed die-cast enclosure includes dedicated screw connectors for DMX signal and power input and output which enable daisy-chaining up to 10 units. The universal bracket allows for numerous mounting options.

## FEATURES

- ▶ Ultra High performance ultra-bright 10 W LEDs
- ▶ Absolutely silent operation due to efficient convection cooling
- ▶ RGBWA colour Spectrum for more flexible colour mixing reaching from warm, rich to solid and pastel colours
- ▶ Flicker free
- ▶ IP65 for outdoor or indoor use
- ▶ Rugged flat and compact metal housing



## PHOTOMETRICAL DATA



## SPECIFICATIONS

Product Number:	CLPFLATPRO12IP65 / CLPFLATPRO12
Product Type:	Professional LED Lighting
Colour Spectrum:	RGBWA
Number Of LEDs:	12
LED Type:	10 W
Refresh Rate:	3,000 Hz
Dispersion:	30 °
DMX Input / Output (indoor):	XLR 3-Pin Male, XLR 5-Pin Male / XLR 3-Pin Female,
DMX Input / Output (outdoor):	3-Pin Special Connector, Screwable
DMX Mode:	2, 3-1, 3-2, 5, 8-Channel
DMX Functions:	Colour Fade, Colour Jump, Master Dimmer, RGBWA, Strobe
Standalone Modes:	Colour Fade, Colour Jump, Colour Macro, Slave Mode, Static Colour
Controls:	Enter, Mode, Value Up / Down

Indicators:	Backlit LCD
Power Supply:	100 V AC - 240 V AC, 50 - 60 Hz
Power Consumption:	140 W
Power Connector (outdoor):	3-Pin Special Connector, Screwable
Power Connector (indoor):	Neutrik powerCON I/O
Housing Material:	Metal
Housing Colour:	Black
Cooling:	Convection
Protection Class IP:	65
Illuminance:	16000 lx @ 1 m
Luminous Flux:	4551 lm
Operating Temperature:	-5 °C - 45 °C
Dimensions (W x H x D):	1230 x 230 x 160 mm
Weight:	6 kg



## FLAT PRO 7 / IP 65

### 7 x 10 W FLAT LED RGBWA PAR LIGHT

AVAILABLE  
AS **IP65** OR  
**INDOOR VERSION**

The Cameo FLAT PRO series is a professional PAR light series for exciting, creative indoor and outdoor lighting. With a high light output and 30° beam angle the super slim fixtures are most suitable where space is limited while the convection cooling design allows a 100% Silent operation. Ultra-bright high performance 10 watt RGBWA LEDs produce a huge range of colours from soft pastel hues to rich, warm tints, and the 3,000 Hz Refresh Rate eliminates flicker. The FLAT PRO series sports a total of 5 DMX modes with multiple functions, built-in programs and an LED Display with 4 controls for easy manual operation. It also provides master, slave and standalone capability.

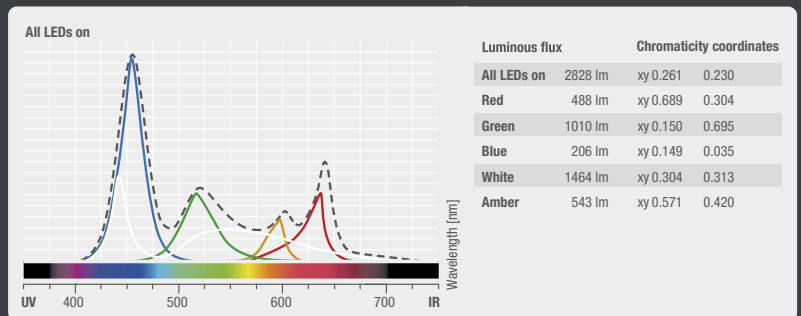
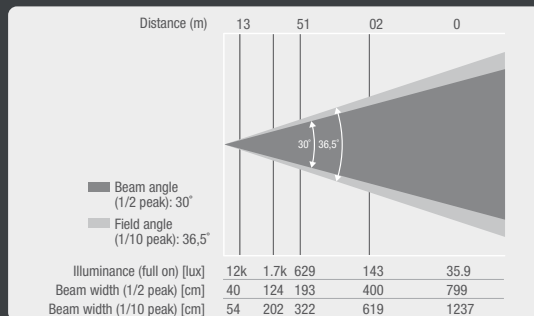
The IP65 versions are totally protected against dust and low pressure water jets from all directions. The purpose designed die-cast enclosure includes dedicated screw connectors for DMX signal and power input and output which enable daisy-chaining up to 10 units. The universal bracket allows for numerous mounting options.

## FEATURES

- ▶ Ultra High performance ultra-bright 10 W LEDs
- ▶ Absolutely silent operation due to efficient convection cooling
- ▶ RGBWA colour Spectrum for more flexible colour mixing reaching from warm, rich to solid and pastel colours
- ▶ Flicker free
- ▶ IP65 for outdoor or indoor use
- ▶ Rugged flat and compact metal housing



## PHOTOMETRICAL DATA



## SPECIFICATIONS

Product Number:	CLPFLATPRO7IP65 / CLPFLATPRO7
Product Type:	Professional LED Lighting
Colour Spectrum:	RGBWA
Number Of LEDs:	7
LED Type:	10 W
Refresh Rate:	3,000 Hz
Dispersion:	30 °
DMX Input / Output (indoor):	XLR 3-Pin Male, XLR 5-Pin Male / XLR 3-Pin Female,
DMX Input / Output (outdoor):	3-Pin Special Connector, Screwable
DMX Mode:	2, 3-1, 3-2, 5, 8-Channel
DMX Functions:	Colour Fade, Colour Jump, Master Dimmer, RGBWA, Strobe
Standalone Modes:	Colour Fade, Colour Jump, Colour Macro, Slave Mode, Static Colour
Controls:	Enter, Mode, Value Up / Down

Indicators:	Backlit LCD
Power Supply:	100 V AC - 240 V AC, 50 - 60 Hz
Power Consumption:	100 W
Power Connector (outdoor):	3-Pin Special Connector, Screwable
Power Connector (indoor):	Neutrik powerCON I/O
Housing Material:	Metal
Housing Colour:	Black
Cooling:	Convection
Protection Class IP:	65
Illuminance:	12000 lx @ 1 m
Luminous Flux:	2828 lm
Operating Temperature:	-5 °C - 45 °C
Dimensions (W x H x D):	180 x 180 x 160 mm
Weight:	4 kg





## CAMEO FLAT PRO FLOOD 600 IP65

### OUTDOOR FLOOD LIGHT WITH 9 x 12 W RGBWA+UV 6-IN-1 LEDS

The Cameo FLAT PRO series FLOOD 600 IP65 is a compact RDM enabled outdoor flood light equipped with nine 12 watt 6-in-1 LEDs generating rich RGBWA colours, soft pastel hues and intense UV effects. The IP65 rated fixture sports convection cooling, a 40° Beam angle and 3,000 Hz refresh rate for flicker free performance. The hardwearing metal enclosure features 3-Pin screw connectors for DMX and mains input and output plus a backlit 4-button display for easy, intuitive operation while a security lock prevents unauthorized menu access. The Cameo FLOOD 600 IP65 provides 6 modes of DMX control with dimmer and strobe functions, colour temperature correction and master, slave and standalone applications. The multi-voltage fixture operates on 100 – 240 V AC and comes with an adjustable universal bracket for floor placement and multiple mounting options. Barn doors are available as accessory.

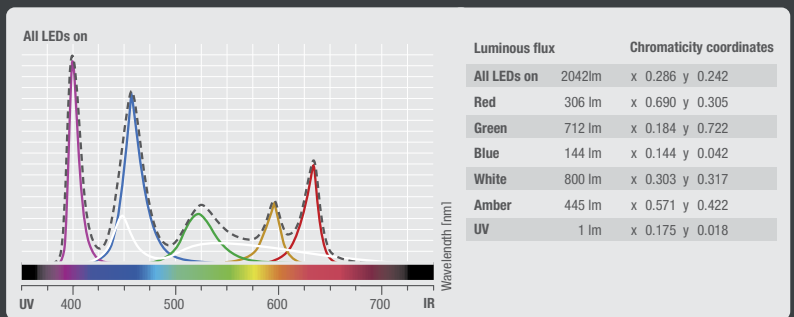
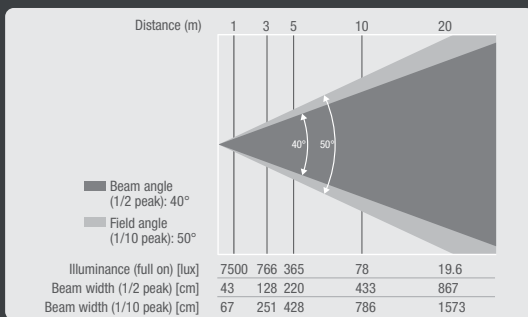
#### FEATURES

- ▶ Highly flexible IP65 outdoor flood light
- ▶ Ultra flexible colour mixing with rich solid, warm pastel and UV colours
- ▶ Flicker free
- ▶ 6 modes of DMX control plus master, slave and standalone applications
- ▶ 4-button display for intuitive operation
- ▶ Security lock against unauthorized menu access
- ▶ Durable compact size metal enclosure
- ▶ Screw connectors for DMX and mains input and output
- ▶ Incl. universal bracket





## PHOTOMETRICAL DATA



## SPECIFICATIONS

Product Number:	CLFLOOD600IP65	Indicators:	Backlit LCD
Product Type:	Outdoor LED Lighting	Power Supply:	100 V AC - 240 V AC, 50 - 60 Hz
Colour Spectrum:	RGBWA+UV	Power Consumption:	90 W
Number Of LEDs:	9	Power Connector:	3-Pin Special Connector, Screwable
LED Type:	12 W (ca. 50000 operating hours)	Housing Material:	Metal
Refresh Rate:	3,000 Hz	Housing Colour:	Black
Dispersion:	40°	Cooling:	Convection
DMX Input / Output:	3-Pin Special Connector, Screwable	Protection Class:	IP65
DMX Mode:	2, 3-1, 3-2, 6, 9, 11-Channel	Illuminance:	7,500 lx @ 1 m
DMX Functions:	Colour Fade, Colour Jump, Colour Macro, Master Dimmer, RGBWA + UV, Strobe	Dimensions (W x H x D):	180 x 180 x 120 mm (Dimensions Without Mounting Bracket)
Standalone Modes:	Auto Programs, Colour Fade, Colour Jump, Colour Macro, Master / Slave Mode, Static Colour	Weight:	3.2 kg
Controls:	Enter, Mode, Value Up / Down		

## AVAILABLE ACCESSORIES

- ▶ GEARBAG 100 S - Universal Equipment Bag
  - ▶ FLAT PRO FLOOD BARN DOOR - Barn doors for CLFLOODIP65
- (see page 124 / 127 - Accessories)



## CAMEO FLAT PRO FLOOD IP65 TRI OUTDOOR FLOOD LIGHT WITH 60 W TRI-COLOUR COB LED

The Cameo FLAT PRO series FLOOD IP65 TRI is a compact outdoor LED flood light with IP65 rating, 120° beam angle and convection cooling. A 60 watt tri-color COB LED generates rich, saturated RGB colors with a 3,000 Hz refresh rate providing flicker free performance. The black heavy-duty metal enclosure features screw connectors for DMX and mains input and output plus a backlit display with mode, enter, up and down keys for easy operation. The Cameo FLOOD IP65 TRI allows for 2-channel, 3-channel 1, 3-channel 2 and 6-channel DMX control as well as master, slave and standalone modes while a setting lock prevents unauthorized menu access. The universal bracket adds a wide variety of mounting options. Barn doors are available as accessory.

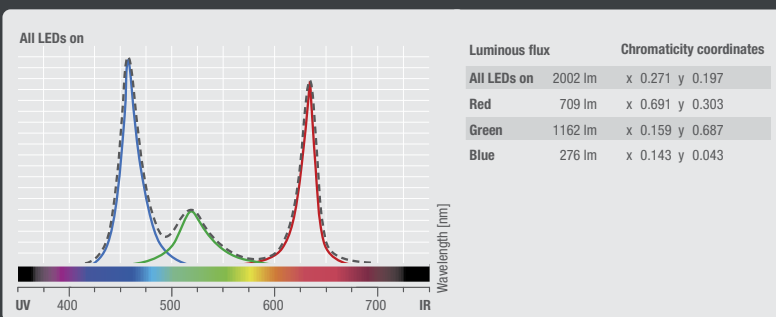
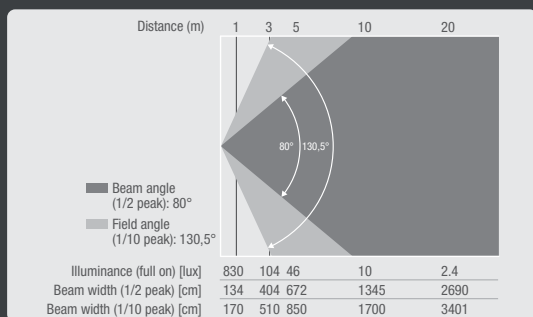
### FEATURES

- ▶ 1 x 60W Tri colour COB LED
- ▶ IP65 rated for outdoor applications
- ▶ Flicker free
- ▶ 120 degrees dispersion for perfect wall-washing effects
- ▶ DMX control plus master, slave and standalone modes
- ▶ Easy to operate via mode, enter, up and down keys with backlit display
- ▶ Menu lock to prevent unauthorized access
- ▶ Compact heavy-duty metal enclosure
- ▶ Universal mounting bracket
- ▶ DMX and mains input and output on screw connectors
- ▶ Barn doors available as accessory





## PHOTOMETRICAL DATA



## SPECIFICATIONS

Product Number:	CLFLOODI600P65
Product Type:	Outdoor LED Lighting
Colour Spectrum:	RGB
Number Of LEDs:	1
LED Type:	60 W COB TRI LED
Refresh Rate:	3,000 Hz
Dispersion:	120 °
DMX Input / Output:	3-Pin Special Connector, Screwable
DMX Mode:	2, 3-1, 3-2, 6-Channel
DMX Functions:	Colour Fade, Colour Jump, Colour Macro, Master Dimmer, RGBWA + UV, Strobe
Standalone Modes:	Auto Programs, Colour Fade, Colour Jump, Colour Macro, Master / Slave Mode, Static Colour
Controls:	Enter, Mode, Value Up / Down

Indicators:	Backlit LCD
Power Supply:	100 V AC - 240 V AC, 50 - 60 Hz
Power Consumption:	75 W
Power Connector:	3-Pin Special Connector, Screwable
Housing Material:	Metal
Housing Colour:	Black
Cooling:	Convection
Protection Class:	IP65
Illuminance:	830 lx @ 1 m
Dimensions (W x H x D):	180 x 180 x 120 mm (Dimensions Without Mounting Bracket)
Weight:	3.2 kg

## AVAILABLE ACCESSORIES

- ▶ GEARBAG 100 S - Universal Equipment Bag
  - ▶ FLAT PRO FLOOD BARN DOOR - Barn doors for CLFLOODIP65
- (see page 124 / 127 - Accessories)



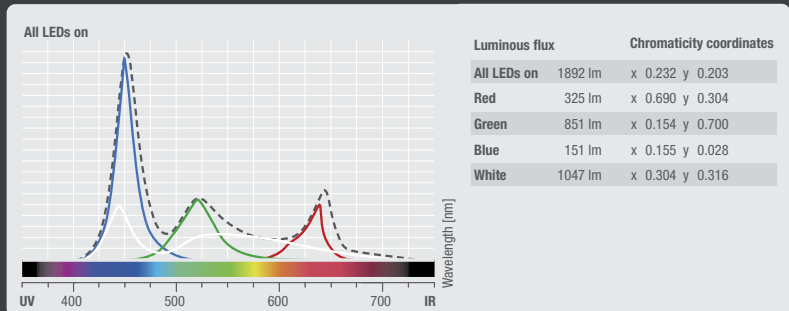
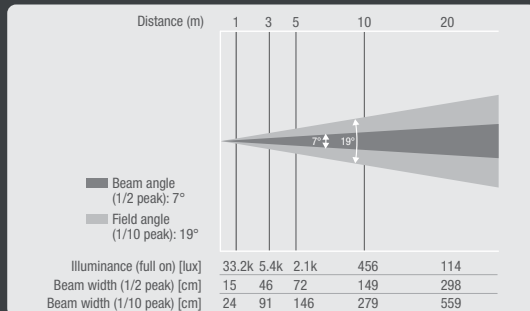
# FLAT PRO 7 SPOT

## COMPACT, FLAT 7 x 15 WATT QUAD LED PAR SPOT

- ▶ 7 ultra bright 15 watt high performance LEDs
- ▶ Highly efficient convection cooling for noiseless operation
- ▶ RGBW for flexible colour mixes from rich solid tints to pastel hues
- ▶ 3 temperatures of white from warm to cool white
- ▶ RDM enabled
- ▶ Colour temperature correction
- ▶ 4 selectable dimming curves
- ▶ Flicker free
- ▶ Professional connectivity with 3 and 5-Pin DMX plus Neutrik powerCON inputs and outputs
- ▶ Rugged, compact metal enclosure with shallow depth



### PHOTOMETRICAL DATA



### SPECIFICATIONS

Product Number:	CLPFLATPRO7SPOT
Product Type:	LED PAR Lighting
Colour Spectrum:	RGBW
Number Of LEDs:	7
LED Type:	15 W
Refresh Rate:	3,600 Hz
Dispersion:	7°
DMX Input / Output:	XLR 3-Pin Male, XLR 5-Pin Male / XLR 3-Pin Female, XLR 5-Pin Female
DMX Mode:	2, 3-1, 3-2, 4, 9, 10-Channel
DMX Functions:	Colour Fade, Colour Jump, Colour Macro, Master Dimmer, RGBW, Sound Control, Strobe

Standalone Modes:	Colour Fade, Colour Jump, Colour Macro, Slave Mode, Sound Control, Static Colour
Controls:	Enter, Mode, Value Up / Down
Indicators:	Backlit LCD
Power Supply:	100 V AC - 240 V AC, 50 - 60 Hz
Power Consumption:	90 W
Power Connector:	Neutrik powerCON
Housing Material:	Metal
Housing Colour:	Black
Cooling:	Convection
Illuminance:	33.200 lx @ 1 m
Dimensions (W x H x D):	180 x 180 x 130 mm (Dimensions Without Mounting Bracket)
Weight:	3.5 kg






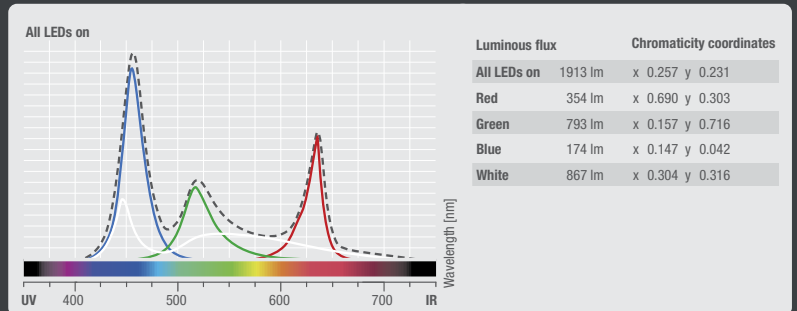
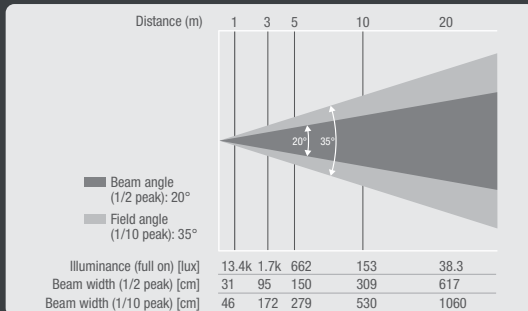
## FLAT PRO 7 XS

COMPACT, FLAT 7 x 8 WATT  
QUAD LED PAR LIGHT

- ▶ 7 super bright 8 W high performance LEDs
- ▶ Highly efficient convection cooling for noiseless operation
- ▶ RGBW for flexible colour mixes from rich solid tints to pastel hues
- ▶ 3 temperatures of white from warm to cool white
- ▶ RDM enabled
- ▶ Colour temperature correction
- ▶ 4 selectable dimming curves
- ▶ Flicker free
- ▶ Professional connectivity with 3 and 5-Pin DMX plus Neutrik powerCON inputs and outputs
- ▶ Rugged, compact metal enclosure with shallow depth



### PHOTOMETRICAL DATA



### SPECIFICATIONS

Product Number:	CLPLATPRO7XS
Product Type:	LED PAR Lighting
Colour Spectrum:	RGBW
Number Of LEDs:	7
LED Type:	8 W
Refresh Rate:	3,600 Hz
Dispersion:	20 °
DMX Input / Output:	XLR 3-Pin Male, XLR 5-Pin Male / XLR 3-Pin Female, XLR 5-Pin Female
DMX Mode:	2, 3-1, 3-2, 4, 9, 10-Channel
DMX Functions:	Colour Jump, Colour Macro, Master Dimmer, RGBW, Sound Control, Strobe

Standalone Modes:	Colour Fade, Colour Jump, Colour Macro, Slave Mode, Sound Control, Static Colour
Controls:	Enter, Mode, Value Up / Down
Indicators:	Backlit LCD
Power Supply:	100 V AC - 240 V AC, 50 - 60 Hz
Power Consumption:	75 W
Power Connector:	Neutrik powerCON
Housing Material:	Metal
Housing Colour:	Black
Cooling:	Convection
Illuminance:	13,400 lx @ 1 m
Dimensions (W x H x D):	180 x 180 x 130 mm (Dimensions Without Mounting Bracket)
Weight:	3.5 kg





## PIXBAR SERIES

With the PixBar Series Cameo presents a range of professional, flicker free LED washers sporting a host of advanced features. Housed in rugged aluminium enclosures with 3 and 5-pin DMX and Neutrik powerCON connectors they are fully RDM compatible, and their single pixel control facility allows for amazing chase effects. Integrating sophisticated autorun software, the PixBars provide standalone, master and slave capability as well as 6 mode DMX control while convection cooling ensures absolutely noiseless operation. Additional features are color temperature correction, 4 dimming curve presets and a substantial stand that doubles as mounting bracket. Available in a variety of versions with 3 to 30 watt LEDs Cameo Pixbars are an attractive choice for highly effective and truly professional lighting design.





## PIXBAR 600 PRO IP65

RDM ENABLED 12 x 12 W RGBWA+UV  
OUTDOOR LED BAR

AVAILABLE  
AS **IP65** OR  
**INDOOR VERSION**

Featuring 12 ultra bright 12 watt 6-in-1 LEDs and 22° beam width the Cameo PixBar 600 PRO IP65 creates impressive RGBWA+UV washes. Highly efficient convection cooling ensures noiseless performance, and with a 3,600 Hz refresh rate the IP65 rated outdoor fixture is flicker-free and suitable for TV and motion picture applications. The wash light comes with 2 diffusers to change beam and field angles from 22° and 72° to 52° and 92° while providing smooth lighting with minimum dazzle. The PixBar 600 PRO IP65 is RDM enabled allowing bi-directional communication with a dedicated controller for addressing, configuration and status reporting. It provides 7 modes of DMX control and sports 14 automated lightshows, 4 selectable dimming curves, a strobe function and standalone, master or slave capability. The fixture includes single pixel control, color temperature correction and macros calibrated to the LEE filters standard for additional effects and flexibility. The rugged aluminium enclosure features a backlit 4-button display with security lock to prevent unauthorized menu access, Neutrik X-HD series 5-pin DMX inputs and outputs and powerCON TRUE1 mains connectors.

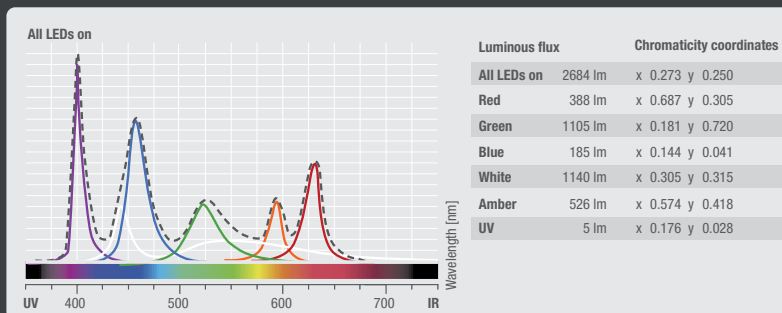
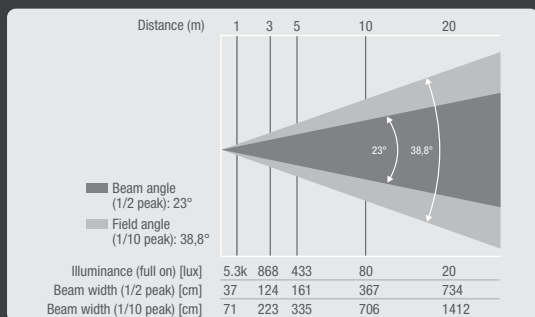
### FEATURES

- ▶ 12 ultra-bright 12 W RGBWA+UV LEDs
- ▶ IP65 classification for outdoor use
- ▶ Absolutely noiseless and flicker-free operation
- ▶ 7 DMX modes plus operation as a standalone, master or slave
- ▶ RDM enabled
- ▶ Bold primary colours, pastel and UV tones
- ▶ Colour macros that are adjusted for LEE filters
- ▶ Single pixel control for effective Chase effects
- ▶ Colour temperature correction
- ▶ 4 dimmer curves
- ▶ Neutrik powerCON TRUE1 and 5-Pin X-HD power and DMX sockets
- ▶ Two diffusion filters and one lens hood included





## PHOTOMETRICAL DATA



## SPECIFICATIONS

Product Number:	CLPIXBAR600PROIP65
Product Type:	Outdoor LED Bars
Colour Spectrum:	RGBWA+UV
Number Of LEDs:	12
LED Type:	12 W 6 In 1 Colour
Refresh Rate:	3,600 Hz
Dispersion:	22°, 52°
DMX Input / Output:	5-Pin Neutrik X-HD
DMX Mode:	2, 6-1, 6-2, 8, 12, 74, 78-Channel
DMX Functions:	14 Auto Modes, Colour Fade, Colour Jump, Colour Macro, Colour Temperature Correction, Dimmer, Single pixel control, Strobe
Standalone Modes:	14 Auto Modes, Static Colour, Strobe
Controls:	Enter, Mode, Value Up / Down

Indicators:	Backlit LCD
Power Supply:	110 V AC - 240 V AC / 50 - 60 Hz
Power Consumption:	160 W
Power Connector:	Neutrik powerCON TRUE1 IN (NAC3FX-W) / OUT (NACMFY-W)
Housing Material:	Die-Cast Aluminium
Housing Colour:	Black
Cooling:	Convection
Protection Class:	IP65
Illuminance:	5,300 lx @ 1 m
Operating Temperature:	-15 - 45 °C
Dimensions (W x H x D):	854 x 130 x 90 mm (Dimensions Without Mounting Bracket)
Weight:	6.2 kg

## AVAILABLE ACCESSORIES

- ▶ CAMEO GEARBAG 400 S
- ▶ OMEGA BRACKET SET (see page 124 / 127 - Accessories)





NEW

## PIXBAR DTW PRO

### 12 X 10 W DYNAMIC WHITE LED BAR WITH DIM-TO-WARM CONTROL

Featuring twelve 10 watt 3-in-1 cool white, warm white and amber Tri-LEDs, the Cameo PIXBAR DTW PRO permits full white temperature control from warm Tungsten white to ultra bright cool white. The professional LED bar features an 18° beam angle and Dim-to-Warm technology to emulate the smooth dimming of halogen lamps. Highly efficient convection cooling and a 3,000 Hz refresh rate ensure absolutely noiseless and flicker-free operation making it a perfect choice for TV and film applications.

The PIXBAR DTW PRO is RDM enabled and provides 9 modes of DMX control, sound activation plus automated operation. The fixture includes single pixel control for impressive chase effects and pixel mapping, a high-speed strobe and selectable 16-bit dimming curves with adjustable response. A 4-button display enables easy configuration. The rugged aluminium housing features 3 and 5-pin DMX and Neutrik powerCON inputs and outputs that enable convenient daisy chaining. The PIXBAR DTW PRO comes with a glare shield and frost filter if softer washes are called for.

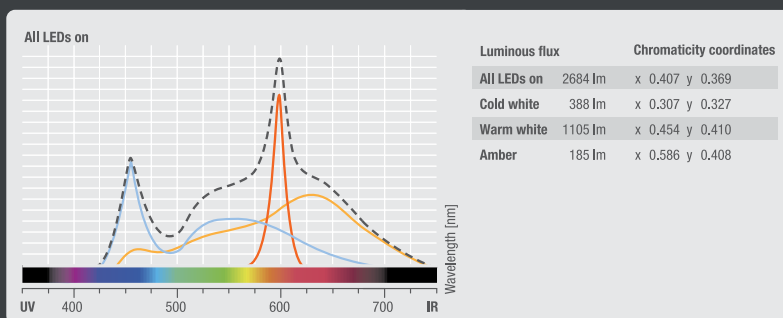
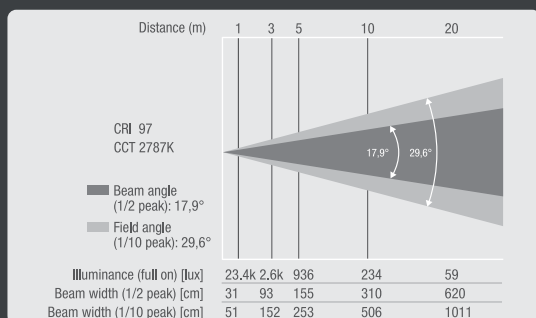
#### FEATURES

- ▶ 12 x 10 watt Tri-LEDs 3-in-1 Cool White, Warm White and Amber
- ▶ Full white temperature control from Tungsten to CW (1,600 - 6,800 K)
- ▶ CRI 97 @ 2,800 K for natural colour rendering
- ▶ Dim to Warm (DTW) technology to emulate halogen-style dimming
- ▶ Single pixel control for stunning chase and pixel mapping effects
- ▶ Selectable 16-bit dimming curves and response
- ▶ RDM enabled
- ▶ 9 DMX modes plus sound activation and automated operation
- ▶ Highly efficient convection cooling for noiseless operation
- ▶ Flicker free for use in TV and film applications
- ▶ Glare shield and frost filter included
- ▶ Omega bracket set available as accessory





## PHOTOMETRICAL DATA



## SPECIFICATIONS

Product Number:	CLPIXBARDTWPRO
Product Type:	LED Bars
Colour Spectrum:	Warm White, Yellow, Cold White
Number Of LEDs:	12
LED Type:	10 W
Refresh Rate:	3,000 Hz
Dispersion:	18°, 30°
DMX Input / Output:	XLR 3-Pin Male / Female
DMX Mode:	1, 2, 3, 6, 9, 13, 36, 49-Channel
DMX Functions:	Automode-Speed, Color Temperature, Dim LEDs Seperate, Dimmer, Auto Mode, Dim to Warm, Sound to Light, Strobe
Standalone Modes:	Master / Slave Mode, Static

Controls:	Enter, Mode, Value Up / Down
Indicators:	LC display
Power Consumption:	130 W
Power Connector:	Neutrik powerCON IN / OUT
Housing Material:	Die-Cast Aluminium
Housing Colour:	Black
Cooling:	Convection
Luminous Flux	3,240 lm
Operating Temperature:	-15°C - 45°C
Dimensions (W x H x D):	93 x 130 x 900 mm (Dimensions With Mounting Bracket)
Weight:	7.8 kg



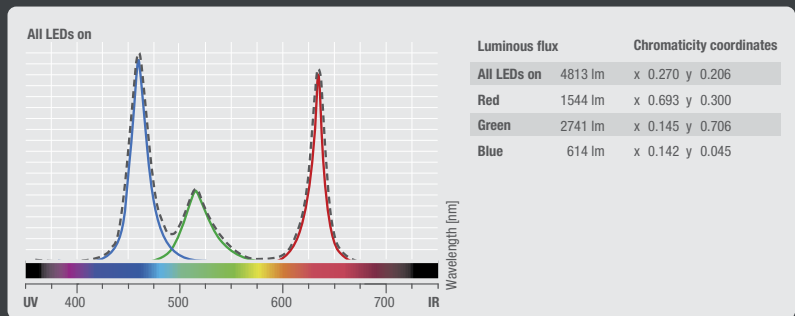
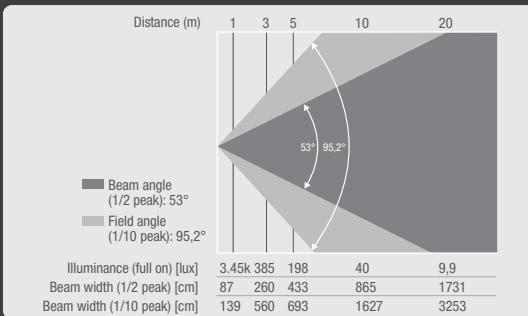
# PIXBAR 650 CPRO

## PROFESSIONAL 8 x 30 W COB LED BAR

- ▶ 8 ultra bright 30 W COB LEDs
- ▶ LED Single pixel control for stunning chase and pixel mapping effects
- ▶ Absolutely silent operation due to efficient convection cooling
- ▶ Flicker free
- ▶ Professional connectivity with 3 and 5-pin DMX and Neutrik powerCON I/O
- ▶ RDM enabled
- ▶ 5-mode DMX control plus standalone operation with master and slave modes
- ▶ 4 selectable dimming curves
- ▶ Colour temperature correction



### PHOTOMETRICAL DATA



### SPECIFICATIONS

Product Number:	CLPIXBAR650CPRO
Product Type:	LED Bars
Colour Spectrum:	RGB
Number Of LEDs:	8
LED Type:	30 W COB
Refresh Rate:	3,000 Hz
Dispersion:	53 °
DMX Input / Output:	XLR 3-Pin Male, XLR 5-Pin Male / XLR 3-Pin Female, XLR 5-Pin Female
DMX Mode:	2, 3-1, 3-2, 9, 26, 30-Channel
DMX Functions:	Auto Programs, Colour Macro, Colour Temperature Correction, Dimmer, Single pixel control, Sound Programs, Strobe
Standalone Modes:	Auto Programs, Auto Run, Sound Programs, Static Colour, Strobe

Controls:	Enter, Mode, Value Up / Down
Indicators:	LC Display
Power Supply:	110 V AC - 240 V AC / 50 - 60 Hz
Power Consumption:	250 W
Power Connector:	Neutrik powerCON
Housing Material:	Die-Cast Aluminium
Housing Colour:	Black
Cooling:	Convection
Illuminance:	3450 lx @ 1 m
Dimensions (W x H x D):	880 x 110 x 130 mm (Dimensions Without Mounting Bracket)
Dimensions Of The Mounting Bracket:	495 x 140 x 100 mm (Incl. Rubber Feet)
Weight:	7.6 kg

### AVAILABLE ACCESSORIES

- ▶ CAMEO GEARBAG 400 S (see page 124 - Accessories)



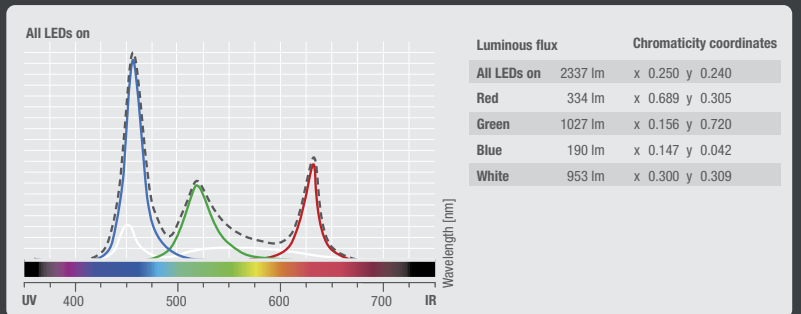
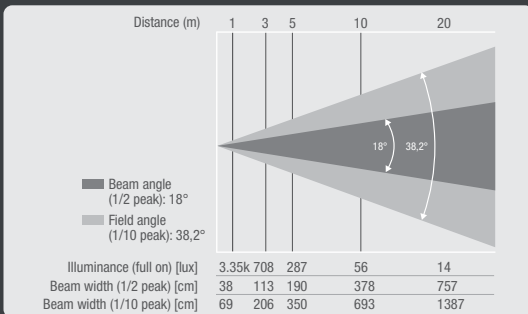
## PIXBAR 400 PRO

### PROFESSIONAL 12 x 8 W RGBW LED BAR

- ▶ 12 ultra bright 8 W Quad-LEDs
- ▶ LED Single pixel control for stunning chase and pixel mapping effects
- ▶ Absolutely silent operation due to efficient convection cooling
- ▶ Flicker free
- ▶ Professional connectivity with 3 and 5-pin DMX and Neutrik powerCON I/O
- ▶ RDM enabled
- ▶ 7-mode DMX control plus standalone operation with master and slave modes
- ▶ Diffusion lens included for a smooth wash with minimum dazzle
- ▶ 4 selectable dimming curves



## PHOTOMETRICAL DATA



## SPECIFICATIONS

Product Number:	CLPIXBAR400PRO
Product Type:	LED Bars
Colour Spectrum:	RGBW
Number Of LEDs:	12
LED Type:	8 W QUAD Colour
Refresh Rate:	3,000 Hz
Dispersion:	18 °
DMX Input / Output:	XLR 3-Pin Male, XLR 5-Pin Male / XLR 3-Pin Female, XLR 5-Pin Female
DMX Mode:	2, 4-1, 4-2, 6, 10, 50, 54-Channel
DMX Functions:	Auto Programs, Colour Macro, Colour Temperature Correction, Dimmer, Single pixel control, Sound Programs, Strobe
Standalone Modes:	Auto Programs, Sound Programs, Static Colour, Strobe

Controls:	Enter, Mode, Value Up / Down
Indicators:	LC Display
Power Supply:	110 V AC - 240 V AC / 50 - 60 Hz
Power Consumption:	90 W
Power Connector:	Neutrik powerCON
Housing Material:	Die-Cast Aluminium
Housing Colour:	Black
Cooling:	Convection
Illuminance:	3350 lx @ 1 m
Dimensions (W x H x D):	900 x 117 x 70 mm (Dimensions Without Mounting Bracket)
Dimensions Of The Mounting Bracket:	495 x 140 x 100 mm (Incl. Rubber Feet)
Weight:	6 kg

## AVAILABLE ACCESSORIES

- ▶ CAMEO GEARBAG 400 S (see page 124 - Accessories)



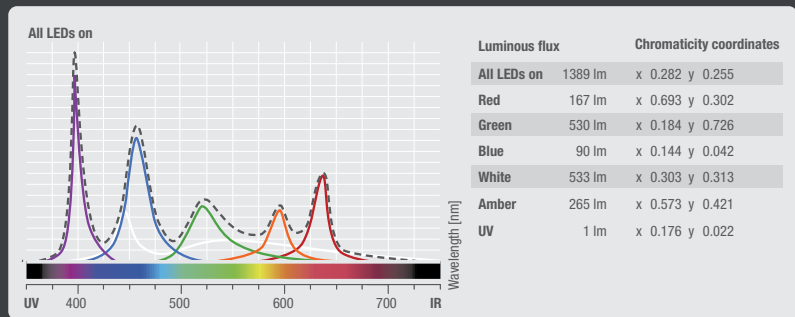
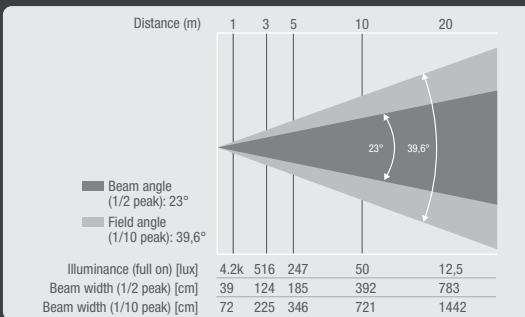
# PIXBAR 500 PRO

## PROFESSIONAL 6 x 12 W RGBWA+UV LED BAR

- ▶ 6 ultra-bright 12 W RGBWA+UV LEDs
- ▶ Single pixel control for effective chase effects
- ▶ Silent operation thanks to convection cooling
- ▶ Flicker-free
- ▶ Professional 3- and 5-pin DMX sockets and Neutrik powerCon mains connector
- ▶ Fully RDM-enabled
- ▶ 7 DMX modes plus operation as a standalone, master or slave
- ▶ Frost filter for uniform, glare-free light
- ▶ 4 adjustable dimmer curves
- ▶ Colour temperature correction
- ▶ 3 preset shades of white: warm white, cool white, white
- ▶ Sturdy aluminium housing



### PHOTOMETRICAL DATA



### SPECIFICATIONS

Product Number:	CLPIXBAR500PRO
Product Type:	LED Bars
Colour Spectrum:	RGBWA+UV
Number Of LEDs:	6
LED Type:	12 W
Refresh Rate:	3,000 Hz
Dispersion:	23 °
DMX Input / Output:	XLR 3-Pin Male, XLR 5-Pin Male / XLR 3-Pin Female, XLR 5-Pin Female
DMX Mode:	2, 6-1, 6-2, 8, 12, 38, 42-Channel
DMX Functions:	Auto programs, Colour macro, Colour Temperature correction, Dimmer, Single pixel control, Sound programs, Strobe
Standalone Modes:	Auto programs, Auto run, Sound programs, Static colour, Strobe

Controls:	Enter, Mode, Value up / down
Indicators:	LC Display
Power Supply:	110 V AC - 240 V AC / 50 - 60 Hz
Power Consumption:	90 W
Power Connector:	Neutrik powerCON
Housing Material:	Die-cast aluminium
Housing Colour:	Black
Cooling:	Convection
Illuminance:	1190lx @ 1m
Dimensions (W x H x D):	450 x 120 x 75 mm (Dimensions without mounting bracket)
Dimensions Bracket:	380 x 140 x 100 mm (Incl. rubber feet)
Weight:	4 kg

### AVAILABLE ACCESSORIES

- ▶ CAMEO GEARBAG 400 S (see page 124 - Accessories)



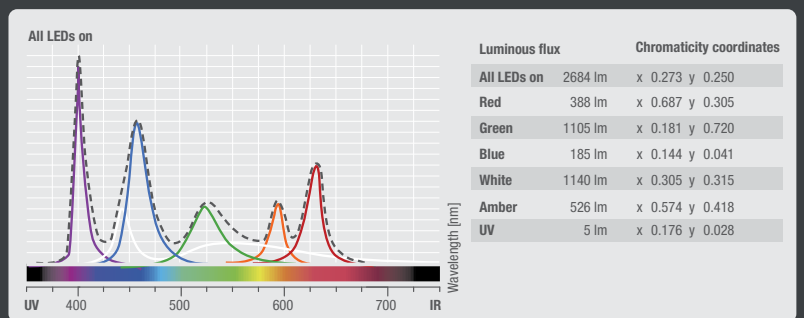
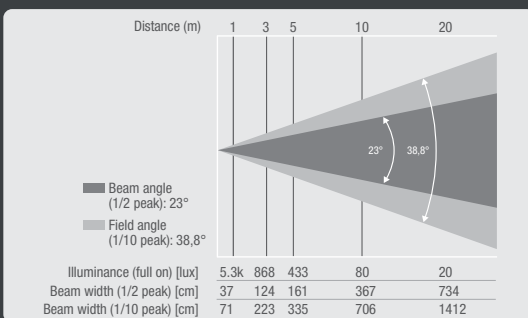
## PIXBAR 600 PRO

### PROFESSIONAL 12 x 12 W RGBWA+UV LED BAR

- ▶ 12 ultra-bright 12 W RGBWA+UV LEDs
- ▶ Single pixel control for effective chase effects
- ▶ Silent operation thanks to convection cooling
- ▶ Flicker-free
- ▶ Professional 3- and 5-pin DMX sockets and Neutrik powerCon mains connector
- ▶ Fully RDM-enabled
- ▶ 7 DMX modes plus operation as a standalone, master or slave
- ▶ Diffusing lens for uniform, glare-free light
- ▶ 4 adjustable dimmer curves
- ▶ Colour temperature correction
- ▶ 3 preset shades of white: warm white, cool white, white
- ▶ Sturdy aluminium housing



## PHOTOMETRICAL DATA



## SPECIFICATIONS

Product Number:	CLPIXBAR600PRO	Controls:	Enter, Mode, Value up / down
Product Type:	LED Bars	Indicators:	LC Display
Colour Spectrum:	RGBWA	Power Supply:	110 V AC - 240 V AC / 50 – 60 Hz
Number Of LEDs:	12	Power Consumption:	90 W
LED Type:	12 W	Power Connector:	Neutrik powerCON
Refresh Rate:	3,000 Hz	Housing Material:	Die-Cast Aluminium
Dispersion:	23 °	Housing Colour:	Black
DMX Input / Output:	XLR 3-Pin Male, XLR 5-Pin Male / XLR 3-Pin Female, XLR 5-Pin Female	Cooling:	Convection
DMX Mode:	2, 6-1, 6-2, 8, 12, 74, 78-Channel	Illuminance:	5300 lx @ 1 m
DMX Functions:	Auto programs, Colour macro, Colour temperature Correction, Dimmer, Single pixel control, Strobe	Dimensions (W x H x D):	900 x 120 x 75 mm (Dimensions without mounting bracket)
Standalone Modes:	Auto programs, Static colour, Strobe	Dimensions Bracket:	495 x 140 x 100 mm (Incl. rubber feet)
		Weight:	6 kg

## AVAILABLE ACCESSORIES

▶ CAMEO GEARBAG 400 S (see page 124 - Accessories)



**HOT NOZZLE!**  
KEEP AT LEAST 50 CM DISTANCE

ONLY USE CAREO  
INSTANT MAZE FLUID

GO®  
ER 1400 PRO





## INSTANT SERIES

Featuring precision adjustment, DMX control and whisper-quiet operation Cameo Instant Series fog, haze and wind machines create awesome effects at shows, events, in discotheques and TV, motion picture and theatre productions. With huge output capacity, extremely short pre-heating time, continuous haze or fog without re-heating intervals and microprocessor control, Cameo hazers and fog machines are a great choice to enhance moving light shows. Self-cleaning long-life vapor tubes minimize maintenance, and our specially formulated instant fluids provides long hang time and excellent reflection. The Cameo Instant Air 1000 is the ideal addition to fog, smoke and haze systems generating heavy gusts of wind, just a breeze or anything in between.



Fluid is not included





**CLFIH5L**  
SPECIAL OIL FREE FLUID  
FOR CAMEO INSTANT  
HAZE MACHINES

# INSTANT HAZER 1500 T PRO

## TOURING HAZER WITH MICROPROCESSOR CONTROL

Ready for the road, the Instant Series Hazer 1500 T Pro comes in a tough and durable touring case. With a huge output capacity of 1020 m<sup>3</sup> per minute, extremely short pre-heating time of 45 seconds only and whisper-quiet operation it is ideal for portable applications in TV and motion picture productions, fashion shows, live events and mobile discotheques. The highly efficient, microprocessor-controlled haze machine features a long-life vapor tube of grade 316 stainless steel and automatic self-cleaning mechanism to prevent residue build-up and minimize maintenance. The unit's haze emission and projection fan speed are individually variable in 1% increments to suit stages and venues of any size, fluid consumption at 100% output is a low 17 ml per minute. The Hazer 1500 T Pro is capable of 2-Channel DMX control and standalone operation providing 3-Pin and 5-Pin XLR inputs and outputs for the DMX signal. The rugged construction sports a 3-Segment LED display, a fluid drawer for canisters up to 5 liters and overheating protection. Producing a very fine, long-lasting mist the Cameo Hazer 1500 T Pro is the perfect choice to enhance moving light shows for impressive atmospheric effects. For best results, use only Cameo Instant Haze Fluid, which is specially designed for Cameo Hazer. Using other fluids will void the warranty and can damage the device.

## FEATURES

- ▶ Powerful 1,500 watt microprocessor-controlled touring haze machine
- ▶ Rugged road case
- ▶ 1020 m<sup>3</sup> output capacity per minute
- ▶ Extended-life stainless steel vapor tube
- ▶ Automatic self-cleaning mechanism
- ▶ Haze emission and fan speed individually adjustable in 100 increments
- ▶ 2-Channel DMX control and standalone functionality
- ▶ Integrated fluid canister drawer
- ▶ Whisper-quiet operation
- ▶ Ideal for TV, motion pictures, theaters, discotheques and live events
- ▶ Enhances any light show



## SPECIFICATIONS

Product Number:	CLIH1500TPRO
Product Type:	Hazer
Power:	1500 W
Max. Output:	1020 m <sup>3</sup> /min
Warm-Up Time:	45 sec.
Fluid Consumption:	17 ml/ min (100% Output)
DMX Input / Output:	XLR 3-Pin Male , XLR 5-Pin Male / XLR 3-Pin Female, XLR 5-Pin Female
DMX Mode:	2-Channel
DMX Functions:	Fan, Vapour Volume
Standalone Modes:	Fan, Vapour Volume

Controls:	Start / Stop / Mode, Value Up / Down
Indicators:	3-Segment LED Display
Power Supply:	240 V AC, 50 Hz
Power Consumption:	1500 W
Overheating Protection:	Heating Element With Thermostat
Power Connector:	Power Cord With Safety Plug (Type E / CEE 7/7)
Cabinet Colour:	Black
Recommended Fluid:	INSTANT Haze (Not Included)
Dimensions (W x H x D):	415 x 266 x 555 mm
Weight:	25 kg



Fluid is not included





**CLFIH5L**  
SPECIAL OIL FREE FLUID  
FOR CAMEO INSTANT  
HAZE MACHINES

## INSTANT HAZER 1400 PRO

### HAZER WITH MICROPROCESSOR CONTROL

With a maximum output volume of 991 m<sup>3</sup> per minute, an extremely short warm-up time of only 45 seconds and whisper-quiet operation, the Instant Hazer 1400 Pro from Cameo's Instant series is perfect for discos, live events, theatres, TV and film. The highly efficient micro-processor-controlled hazer features a durable evaporation tube made of austenitic stainless steel and automatic self-cleaning to prevent clogging and minimise maintenance. Haze output is consistent without additional heating and – like the fan speed – is adjustable in 1% increments for stages and rooms of any size. At full output, fluid consumption is only 17 ml per minute. The Instant Hazer 1400 Pro can be controlled via DMX in 2-channel mode and can also be used stand-alone. It is equipped with 3-pin and 5-pin DMX inputs and outputs. The robust construction features a 3-digit LED display, a slot for fluid canisters up to 5 litres and is protected against overheating. The Cameo Instant Hazer 1400 Pro generates a very fine, long-lasting haze to enhance any light show with effective, atmospheric effects. For best results, use only Cameo Instant Haze fluid, which has been developed specifically for Cameo hazers. Use of other fluids will void the warranty and may damage the device.

#### FEATURES

- ▶ Microprocessor controlled 1400 Watt Hazer
- ▶ Max. output volume 991 m<sup>3</sup> per minute
- ▶ Long-lasting evaporation tube made of stainless steel 316
- ▶ Automatic self-cleaning
- ▶ Output and fan individually adjustable in 100 increments
- ▶ 2-Channel DMX control and standalone mode
- ▶ Built-in insert for fluid canisters up to 5 L
- ▶ Whisper-quiet operation
- ▶ Ideal for TV, film, theatre, discos and live events
- ▶ Enriches the effect of any light show



#### SPECIFICATIONS

Product Number:	CLIH1400PRO	Controls:	Start / Stop / Mode, Value Up / Down
Product Type:	Hazer	Indicators:	3-Segment LED Display
Power:	1400 W	Power Supply:	240 V AC, 50 Hz
Max. Output:	991 m <sup>3</sup> /min	Power Consumption:	1500 W
Warm-Up Time:	45 sec.	Overheating Protection:	Heating Element With Thermostat
Fluid Consumption:	17 ml/min (100% Output)	Power Connector:	Power Cord With Safety Plug (Type E / CEE 7/7)
DMX Input / Output:	XLR 3-Pin Male, XLR 5-Pin Male/ XLR 3-Pin Female, XLR 5-Pin Female	Cabinet Colour:	Black
DMX Mode:	2-Channel	Recommended Fluid:	INSTANT Haze (not included)
DMX Functions:	Fan, Vapour Volume	Dimensions (W x H x D):	345 x 300 x 365 mm
Standalone Modes:	Fan, Vapour Volume	Weight:	20.1 kg



Fluid is not included



NEW

# INSTANT FOG 1700 PRO

## PROFESSIONAL 1,700 W FOG MACHINE

Generating spectacular atmospheres and enhancing every light show, Cameo's INSTANT FOG 1700 PRO is designed with the user in mind. This high output fog machine boasts an exclusive master-and-slave mode together with smart details that make operation a breeze. Sporting a powerful 1,700 watt heater and massive output of 24,720 cubic feet per minute, it fills large stages and venues with dense, consistent fog after an initial warm-up time of 7 minutes only. Fluid consumption is a very low 150 ml/min at 100% output, and the integrated fluid tank compartment takes containers up to 5 liter capacity for extended operation between refills. Fluid tank illumination indicates the fog machine is ready for operation. The INSTANT FOG 1700 PRO is controlled via DMX in 3-channel mode or an easy-to-read high-contrast 16 x 2 character LCD and four buttons. It provides both 3-pin and 5-pin DMX inputs and outputs and powerCON compatible connectors. A convenient automatic shutdown feature prevents damage to the pump when the fluid tank runs empty. The fog machine comes with a 100 mm hose adapter if you want to duct the fog from the machine to another destination. Optional accessories include a unique flyware kit, U-bracket and drip collecting tray which mount without the need for tools. Versatile and user-friendly, the INSTANT FOG 1700 PRO is the perfect choice for live events, discotheques and theatres as well as on-camera or rental applications.

**CLFIH5L**  
SPECIAL OIL FREE FLUID  
FOR CAMEO INSTANT  
HAZE MACHINES



### FEATURES

- ▶ Powerful 1,700 watt fog machine
- ▶ DMX control plus standalone operation
- ▶ Exclusive master-and-slave functionality
- ▶ High-contrast 16 x 2 character LCD
- ▶ Integrated 5 l fluid tank compartment with status indication
- ▶ Automatic shutdown prevents pump damage when fluid tank is empty
- ▶ 100 mm hose adapter included
- ▶ Ideal for live events, discotheques, theatres, TV and film productions
- ▶ Flyware kit, U-bracket and drip collection tray available as accessories
- ▶ All accessories mount without the need for tools



### SPECIFICATIONS

Product Number:	CLIF1700PRO
Product Type:	Fog Machine
Power:	1700 W
Fog Duration:	ca. 40 seconds @ 100% Output / Non-Stop @ 50% Output
Warm-Up Time:	7 min.
Fluid Consumption:	150 ml/min (100% Output)
DMX Input / Output:	XLR 3-Pin Male, XLR 5-Pin Male/ XLR 3-Pin Female, XLR 5-Pin Female
DMX Mode:	3-Channel

DMX Functions:	Output Volume, Timer Duration, Timer Interval
Controls:	Mode, Value Down, Value Up, Enter
Indicators:	LED Display
Power Supply:	230 - 240 V AC / 50 - 60 Hz
Power Consumption:	1800 W
Power Connector:	PowerCON TRUE1 compatible
Cabinet Colour:	Black
Dimensions (W x H x D):	354 x 225 x 310 mm
Weight:	14.63 kg

### AVAILABLE ACCESSORIES



OPTIONAL  
**INSTANT FOG 1700 PRO FLYING KIT**  
CLIF1700PROFLYKIT



Fluid is not included





NEW

# INSTANT FOG 1700 T PRO

## HIGH OUTPUT 1,700 W TOURING FOG MACHINE

Generating spectacular atmospheres and enhancing every light show, the Cameo INSTANT FOG 1700 T PRO is a high output touring fogger built into a rugged road case to meet the rigorous demands of professional applications. It is the perfect choice for live events, discotheques, theatres and on-camera use.

Sporting a powerful 1,700 watt heating element and a massive output of 700 cubic meters per minute, it fills large stages and venues with dense, consistent fog after an initial warm-up time of 7 minutes only. Fluid consumption is a very low 150 ml/min at 100% output, and the integrated fluid canister drawer takes containers up to 5 liter capacity for extended operation between refills.

The INSTANT FOG 1700 T PRO is controlled via DMX in 3-channel mode or the easy-to-read high-contrast LCD display and four buttons. It provides both 3-pin and 5-pin DMX inputs and outputs and integrates a 100 mm hose adapter if you want to duct the fog from the machine to another location. A convenient automatic shutdown feature prevents damage to the pump when the fluid tank runs empty. Generating spectacular atmospheres and enhancing every light show, the INSTANT FOG 1700 T PRO is the perfect choice for live events, discotheques and theatres as well as TV and motion picture applications.



**CLFIH5L**  
SPECIAL OIL FREE FLUID  
FOR CAMEO INSTANT  
HAZE MACHINES

### FEATURES

- ▶ 1700 watt high output touring fogger
- ▶ Built into a rugged road case
- ▶ DMX control plus standalone operation
- ▶ High-contrast LC display
- ▶ Master / Slave Mode
- ▶ Integrated fluid canister drawer
- ▶ Integrated 100 mm hose adapter
- ▶ Automatic shutdown prevents pump damage when fluid tank is empty
- ▶ Ideal for live events, discotheques, theatres, TV and film productions



### SPECIFICATIONS

Product Number:	CLIF1700TPRO	Indicators:	LC Display, Canister Lighting, Key Illumination
Product Type:	Fog Machine	Power Supply:	230 V AC / 50-60 Hz, 230 - 240 V AC / 50 - 60 Hz
Power:	1700 W	Power Consumption:	1800 W
Fog Duration:	ca. 40 seconds @ 100% Output / Non-Stop @ 50% Output	Power Connector:	Power Twist Connector, Power cord with safety plug
Warm-Up Time:	7 min.	Housing Material:	Metal, Plywood
Fluid Consumption:	150 ml/min (100% Output)	Cabinet Colour:	Black
DMX Input / Output:	XLR 3-Pin Male, XLR 5-Pin Male/ XLR 3-Pin Female, XLR 5-Pin Female	Dimensions (W x H x D):	550 x 265 x 465 mm (with cover)
DMX Mode:	3-Channel	Other Features:	Flightcase with cover, Butterfly Locks and Carrying Handle, Special Canister Cap with Ventilation Valve and Suction Pipe, 4 x Rubber Feet, Power Cord
DMX Functions:	Fog Quantity, Interval	Weight:	25 kg
DMX Functions:	Fog Quantity, Instant Fog, Interval		
Controls:	Mode, Value Down, Value Up, Enter, Remote Control		



# INSTANT AIR 2000 PRO

## WIND MACHINE WITH ADJUSTABLE FAN SPEED AND AIR FLOW DIRECTION

Adding touches of drama and dynamics to any event, the Cameo Instant Air 2000 Pro is a professional high velocity wind machine producing a powerful 56 m<sup>3</sup> air flow per minute. It generates a wide range of wind effects from a gentle breeze to strong, heavy gusts sporting precision fan speed control in one percent increments and continuously adjustable air flow direction.

The Instant Air 2000 Pro can be operated via DMX or in standalone mode and includes a convenient RF remote control. It features 3-pin and 5-pin DMX inputs and outputs, an easy-to-read LED display and virtually silent operation thanks to its ultra quiet 31 cm fan. Designed for both floor standing applications and hanging from trusses, the Cameo Instant Air 2000 Pro is ideal for fashion shows, film and photo studios, theatres, theme parks and live concerts. It is also the perfect addition to fog and haze machines and enhances their performance.


### FEATURES

- ▶ Professional high velocity wind machine
- ▶ Max. air flow 56 m<sup>3</sup> per minute
- ▶ Whisper-quiet 31 cm fan
- ▶ Fan speed adjustable from 1 - 100 in 1% increments
- ▶ Continuously adjustable air flow direction
- ▶ DMX control or standalone operation
- ▶ RF remote control included
- ▶ Floor standing or hanging applications



### SPECIFICATIONS

Product Number:	CLIA2000PRO	Power consumption:	270 W
Wind speed:	12 m/s	Power connector:	Power cord with safety plug (Type E / CEE 7/7)
Max. speed:	2500 RPM	Fuse:	T3.15AL / 250 V (5 x 20 mm)
Fan Diameter:	310 mm	Ambient Temperatur (operating):	0 - 40 °C
DMX input:	XLR 3-pin male , XLR 5-pin male	Relative Humidity:	< 85 %, not condensing
DMX output:	XLR 3-pin female , XLR 5-pin female	Cabinet colour:	Black
DMX mode:	1-channel	Diameter:	385 mm
DMX Functions:	Speed	Height:	515 mm
Controls:	down , Start , up	Weight:	10,9 kg
Indicators:	LED Display		
Operating voltage:	24 V AC, 50 Hz		





# **ACCESSORIES**

With a selection of rugged, high-quality gear bags for convenient transport, special flightcase with battery charging feature, diffuser filters and barn doors Cameo covers your needs for professional lighting accessories.



## ZENIT® W600 CASE

FLIGHT CASE FOR 4 ZENIT W600 / W600-D

Product Number:	CLZW600CASEG4
Material:	birch multiplex
Material thickness:	9.5 mm
Latch:	Butterfly Latches
Interior construction:	4 x Barndoor , 4 x Foam Inserts , Accessories Shelf 16 x Snap-Mag® Filter
Components:	2 x 100 mm castor , 2 x 100 mm castor with brake , 2 x Butterfly large , 4 x Ball Corner medium , 4 x Ball Corner medium with integrated Corner Brace , 4 x Castor Dish , 8 x fold-down handle large , Aluminium Case Angle 30 x 30 mm , Tour label self-adhesive , Tour table dish
Weight:	47 kg



## ZENIT® B60 CASE

CHARGING FLIGHT CASE FOR 6 ZENIT B60

Product Number:	CLZB60CASE6PC
Product Type:	LED PAR Lighting Accessories
Material:	Birch Multiplex
Material Thickness:	7 mm
Colour:	Black
Latch:	Butterfly Latches
Interior construction:	Firmly Installed Power Cabling, Foam
Components:	2 x 100 mm Directional Self-Setting Castor, 2 x 100 mm Directional Self-Setting Castor With Brake, 2 x Butterfly Medium, 4 x Ball Corner Medium, 4 x Ball Corner Medium With Integrated Corner Brace, 4 x Castor Dish, 8 x Fold-Down Handle, Aluminium Case Angle 30 x 30 mm, Dish Black For 2 XLR Sockets, Tour Label Self-Adhesive, Tour Table Dish
Material:	Birch Multiplex



## ZENIT® W600 CASE INSERT

FOAM CASE INSERT FOR ZENIT W600 & ZENIT W600-D

Product Number:	CLZPLSD6010
Material:	Integral soft foam
Weight:	4,4 kg



## GEARBAG 100 S

UNIVERSAL EQUIPMENT BAG

Product Number:	CGB100S
Product Type:	Other Lighting Accessories
Colour:	grey
Material:	Nylon 1680D
Thickness of the padding:	10 mm
Latch:	With Zipper
Dimensions (W x H x D):	230 x 230 x 310 mm
Weight:	1,67 kg



## GEARBAG S400 S

UNIVERSAL EQUIPMENT BAG


Product Number:	CGB400S
Product Type:	Other Lighting Accessories
Colour:	Grey
Material:	Nylon 1680D
Thickness of padding:	10 mm
Latch:	With Zipper
Dimensions (W x H x D):	1120 x 180 x 115 mm
Weight:	2 kg



## ZENIT® LSD 6010

ELLIPTICAL LIGHT SHAPING DIFFUSER 60° x 10°  
FOR ZENIT B60, ZENIT P40 AND ZENIT P130


Product Number: CLZPLSD6010  
Product Type: LED PAR Lighting Accessories  
Weight: 0.1 kg



## ZENIT® W600 4 B

4-WAY BARNDOOR FOR ZENIT® W600  
FOR ZENIT W600


Product Number: CLZW6004B  
Product Type: LED PAR Lighting Accessories  
Weight: 0.84 kg



## ZENIT® W600 SM LSD 6010

SNAPMAG® FILTER 60°X10°  
FOR ZENIT W600

Product Number: CLZW600SMLSD6010  
Product Type: LED PAR Lighting Accessories  
Weight: 0.1 kg



## ZENIT® W600 SM LSD 20 / 40 / 100

SNAPMAG® FILTER 25° / 45° / 100°  
FOR ZENIT W600


Product Number: CLZW600SMLSD20 / CLZW600SMLSD40 / CLZW600SMLSD100  
Product Type: LED PAR Lighting Accessories  
Weight: 0.1 kg

4PCS or 8PCS charging  
Flight Case available for:

**CLZB200**  
CLZB200CASE4PC  
CLZB200CASE8PC

**CLZW300**  
CLZW300CASE4  
CLZW300CASE8

Case Insert for **CLZB200** & **CLZB300**:  
CLZB200W300INSERT



## ZENIT® SB RT RDM RACKMOUNT KIT 1 / 2



RACKMOUNT KIT 1 / 2 FOR SB RT RDM

Product Number:	CLSB6TRDMRMK1 / CLSB6TRDMRMK2
Product Type:	Other Lighting Accessories
Colour:	Black
Weight:	0.37 kg

## ZENIT® W300 / B200 4 B

4-WAY BARNDOOR FOR ZENIT® W600 / B200

Product Number:	CLZW300 B2004B
Product Type:	LED PAR Lighting Accessories
Weight:	1 kg



## ZENIT® W300 / B200 SM LSD 6010

SNAPMAG® FILTER 60°X10° FOR ZENIT W300 / B200


Product Number:	CLZW300B200SMLS6010
Product Type:	LED PAR Lighting Accessories
Weight:	1 kg

## ZENIT® W300 / B200 SM LSD 20 / 40 / 100

SNAPMAG® FILTER 25° / 45° / 100° FOR ZENIT W300 / B200

Product Number:	CLZW300B200SMLS20 / CLZW300B200SMLS40 / CLZW300B200SMLS100
Product Type:	LED PAR Lighting Accessories
Weight:	1 kg





## ZENIT® Z120 G2 & Z180 G2 BARN DOOR

BARN DOORS FOR ZENIT Z120 G2

Product Number:	CLZZ120G2BARNDOOR
Product Type:	LED PAR Lighting Accessories
Colour:	Black
Weight:	1.5 kg



## FLAT PRO FLOOD BARN DOOR

BARN DOORS FOR CLFLOODIP65

Product Number:	CLFLATBARNDOOR
Product Type:	LED PAR Lighting Accessories
Colour:	Black
Weight:	0,5 kg



## PIXBAR 600 IP 65 BSET

OMEGA BRACKET SET FOR PIXBAR 600 PRO IP65

Product Number:	CLPIXBAR600IP65BSET
Product Type:	LED Bars
Colour:	Black
Weight:	0,6 kg



## ZENIT® DESIGN BRACKET

DESIGN BRACKET FOR ZENIT® B60

Product Number:	CLZDB1B / CLZDB1C
Product Type:	LED PAR Lighting Accessories
Colour:	Black / Chrome
Weight:	0,5 kg

Design by  
**PORSCHE DESIGN  
STUDIO**

# Monumental Clarity



Expand your horizon at:  
**ld-systems.com/mauip900**

**DESIGNED & ENGINEERED IN GERMANY**  
LD Systems® is a registered brand of the Adam Hall Group.



DESIGN  
AWARD  
2018



GERMAN  
DESIGN  
AWARD  
WINNER  
2018



reddot award 2018  
winner

# MAUI<sup>®</sup> P900

A GROUND-BREAKING VISION IN PRO AUDIO

Imagine a modern art audio system. Imagine a pure design, pristine sound clarity and monumental power. Creating the MAUI P900, we set out to combine state-of-the-art audio technology and sleek elegance into a loudspeaker system that breaks new ground. Merging inspired aesthetics with technical excellence, the MAUI P900 is a vision come true.



**LDsystems**   
free your sound



### Tri-Colour RGB LEDs

Also called 3-in-1, RGB LEDs have red, green and blue emitters to produce the RGB additive Colour Spectrum and white.



### Quad Colour RGBA/RGBW LEDs

Also called 4-in-1, quad colour LEDs add amber to the RGB spectrum for increased saturation, or white for improved contrast and definition.



### LED Technology

LEDs are extremely advantageous for the use in lighting systems: they are bright, emit very little heat, have a very long lifetime and low energy consumption. Also, LED fixtures often weigh less than conventional fixtures.



### RGB Additive Colour System

Additive colour mixes use varying amounts of red, green and blue to produce other colours and white. The RGB system is used in television, computer monitors and digital cameras to name a few.



### Eco-Friendly

With highly efficient energy use, a very long LED lifetime and low heat emission, this fixture is environmentally friendly.



### RGB Additive Colour System Plus White LEDs

Adding white LEDs to the RGB system produces more contrast and definition and enhances the RGB generated white and pastel colours.



### DMX512

Created in 1986, DMX512 is a communications standard for lighting equipment. up to 32 DMX fixtures can be daisy-chained and controlled by a dedicated source, e.g. a lighting console. In a DMX512 daisy chain "network", the controller is called "master" while the daisy-chained fixtures are the "slaves."



### RGBWA

RGB additive colour system plus white and amber LEDs.



### "Master" and "Slave"

Simply put, this fixture is able to control or be controlled by other fixtures. In "master" mode and first in a chain, the fixture acts as a controller for fixtures ("slaves") that are connected to its output. In "slave" mode, the input of the fixture is connected to the output of a lighting console or "master." Fixtures that are daisy-chained to a slave's output also act as slaves.



### COB LED Technology

The "chip-on-board" multi-LED array is a recent technology that produces a high-density large-area light source with high brightness and uniform diffusion for a rich wash of colours.



### Wireless Master/Slave

Simply put, this fixture is able to control or be controlled by other fixtures. In "master" mode and first in a chain, the fixture acts as a controller for fixtures ("slaves") that are connected to its output. In "slave" mode, the input of the fixture is connected to the output of a lighting console or "master." Fixtures that are daisy-chained to a slave's output also act as slaves.



### Ingress Protection Rating of 65

The IP code rates the degree of protection against the intrusion of solid objects, water and access to hazardous parts. This fixture is completely protected against hazardous contact, water jets and ingress of dust.



### Sound Control

In "sound to light" mode, the fixture is controlled by a built-in microphone capturing sounds to activate colour changes, e.g. the beat of the music.



### UV

UV or black lights are employed for decorative and artistic lighting effects.



### Standalone Mode

In "standalone" mode, this fixture uses built-in programmes to control its functions. There is no need for a lighting console or "master" controller.



### ILDA

This laser fixture can be controlled with any ILDA-compatible controller.



### Strobe Lighting

Strobe lights emit a large number of periodic flashes per second seemingly freezing the movement of objects thus creating the illusion of slow motion.



### Single pixel control

This device features Single pixel control. With individual LED pixel on/off status and colour control this fixture is capable of creating animated patterns and video panel style pixel-mapping effects.



### 5-in-1 LED

These fixtures add amber and white to the RGB spectrum for increased saturation, and white for improved contrast and definition.



### 6-in-1 LED

These fixtures add amber, white and UV to the RGB spectrum for increased saturation, and white for improved contrast and definition. UV or black lights are employed for decorative and artistic lighting effects.



### Infrared Remote Control

Featuring an IR sensor, this fixture allows control with a handheld IR remote.



### WiFi

This device is compatible with all WiFi standards.



### W-DMX™

This fixture features W-DMX™ technology for wireless DMX control.



### Cold White

“Cold white” is a clean, very bright light in the 5,000 - 10,000 K range with a somewhat artificial touch that goes well with deeply saturated primary colours. Measured in degrees of Kelvin (K), colour temperature indicates the properties of light sources.



### Warm White

“Warm white” is in the 2,000 - 4,000 K range providing a soft light with a slight touch of yellow that is natural and pleasing to the eye. Measured in degrees of Kelvin (K), colour temperature indicates the properties of light sources.



### RDM-Enabled

This fixture is RDM-enabled. The Remote Device Management protocol extension to DMX allows bi-directional communication over a standard DMX network for the convenient configuration, management and monitoring of RDM devices connected to a dedicated RDM controller.



### Unlimited Rotation

This moving head fixture features two high-speed high-torque motors for infinite horizontal and vertical rotation (pan and tilt).



### Pan & Tilt

This moving head fixture features two high-speed high-torque motors for horizontal and vertical rotation (pan and tilt) which are controllable independently.



### Art-Net

This fixture is Art-Net compatible.



### Zoom Function

This fixture features a motorized or manual zoom to vary its beam angle.



### Battery Powered

This fixture is powered by rechargeable high-capacity batteries.



### Multiple Angles

This fixture provides multiple beam angles and shapes using the included or optional light shaping diffusers.



### SnapMag® Technology

This fixture features SnapMag® technology that enables mounting SnapMag® filter frames in an instant without the need for tools.



### Android Compatible

This fixture is delivered with a software allowing control via Android devices.



### Mac OS and iOS Compatible

This fixture is delivered with a software allowing control via Mac OS X and iOS.



### Windows Compatible

This fixture is delivered with a software allowing control via computers running on Windows.



### Full Diode Laser

The pure diode design provides an increased life span and much higher efficiency compared to temperature-dependent DPSS laser sources.



### Discharge Lamp

Discharge lamps are highly efficient and exceptionally bright providing stable light output, good colour rendering and long lifetime.



### Focus

The focus adjusts the beam edge from hard to soft and gobo projection to any distance.



### Circular Prism

A circular prism multiplies the beam or gobo projection by the number of facets and arranges the result in a circle.



### Linear Prism

A linear prism multiplies the beam or gobo projection by the number of facets and arranges the result in a line.



### Gobo Wheel

Gobo wheels hold a selection of fixed or rotating gobos made of metal or glass. Basically, gobos are stencils that allow you to project patterns, shapes and images.



### Colour Wheel

Equipped with multiple colour filters, rotating the colour wheel enables virtually instant colour changes.



### 4-Shutter Framing Blades

Similar in effect to barn doors but much more flexible, the 4-blade framing shutter system is designed to shape the beam edge. Each blade can be moved and angled independently to full blackout. The entire system can be rotated by 45 degrees in both directions enabling exact positioning.



### CMY

This luminaire uses a white light source and subtractive CMY (cyan, magenta, yellow) colour mixing for an extremely wide range of hues.



### Linear CTO

This luminaire features continuously variable CTO (color temperature orange) correction converting cool white to tungsten and warm white.



### Animation Wheel

Providing 3D movement in the light beam, the rotating animation wheel is most effective when used in combination with gobos.



### RGB AL

This luminaire uses RGBAL colour mixing to reproduce nearly any colour and colour temperature of white.



### RGB WAL

Featuring red, green, blue, white, amber and lime, RGBWAL multi-chip LEDs are eminently suitable to produce rich, saturated colours and a wide spectrum of whites with excellent CRI.



### sACN Compatible

This luminaire is compatible with the sACN (Streaming ACN) protocol developed to transport DMX data over a network.



### Iris

The iris is an adjustable circular aperture to continuously vary the beam diameter.



### iDMX® App Control

This fixture permits wireless control from any smartphone or tablet with Cameo's iDMX® Controller App.



# go play outside

## MAUI® 5 GO

### ULTRA-PORTABLE BATTERY-POWERED COLUMN PA SYSTEM

Combining outstanding sound quality and stunning compact design with the amazing versatility of battery-operated speakers, we've created an ultra-portable PA system for you: meet the MAUI 5 GO. Powered by a high-capacity Li-Ion battery, the MAUI 5 GO allows you to play your music wherever you feel like. And thanks to the optional, quick-swappable battery packs, you can also play for as long as you like. Now nothing can hold you back – so GO play outside!



GO PLAY OUTSIDE AT:  
[ld-systems.com/maui5go](http://ld-systems.com/maui5go)

DESIGNED & ENGINEERED IN GERMANY  
LD Systems® is a registered brand of the Adam Hall Group.

if DESIGN AWARD 2016  
reddot award 2016 winner

LDsystems LD  
free your sound

<b>Article no.</b>	<b>Page</b>
CGB100S	124
CGB400S	124
CLAB1	31
CLCPACDCSE	11
CLCPRJ2SE	11
CLCPSEB / CLCPSEW	11
CLES3	27
CLF2D	35
CLF2D	37
CLF2D	39
CLFLATBARNDOOR	127
CLFLOOD600IP65	89
CLFLOODI600P65	93
CLIA2000PRO	121
CLIDMXCORE	8
CLIF1700PRO	117
CLIF1700TPRO	119
CLIH1400PRO	115
CLIH1500TPRO	113
CLOS5	21
CLOSP5AM	23
CLOSP5FC	19
CLOSP5P	17
CLPFLATPRO12IP65 / CLPFLATPRO12	83
CLPFLATPRO18IP65 / CLPFLATPRO18	81
CLPFLATPRO7IP65 / CLPFLATPRO7	85
CLPFLATPRO7SPOT	94
CLPFLATPRO7XS	95
CLPIXBAR400PRO	107
CLPIXBAR500PRO	108
CLPIXBAR600IP65BSET	127
CLPIXBAR600PRO	109
CLPIXBAR600PROIP65	101
CLPIXBAR650CPRO	106
CLPIXBARDTWPRO	105
CLSB6TRDM	13





<b>Article no.</b>	<b>Page</b>
CLSB6TRDMRMK1 / CLSB6TRDMRMK2	126
CLWDMXT1	12
CLZB200	57
CLZB200CASE4PC	126
CLZB200CASE8PC	126
CLZB200W300INSERT	126
CLZB60BLSLSD (Black) / CLZB60CLSD (Chrome)	61
CLZB60CASE6PC	124
CLZDB1B / CLZDB1C	127
CLZP130LSD	65
CLZP40LSD	69
CLZPLSD6010	124
CLZPLSD6010	125
CLZW300	53
CLZW300 B2004B	126
CLZW300B200SMLS100	126
CLZW300B200SMLS20 / CLZW300B200SMLS40 / LZW300B200SMLS6010	126
CLZW300CASE4	126
CLZW300CASE8	126
CLZW600	45
CLZW6004B	125
CLZW600CASEG4	124
CLZW600-D	49
CLZW600SMLS20 / CLZW600SMLS40 / CLZW600SMLS100	125
CLZW600SMLS6010	125
CLZZ120G2	73
CLZZ120G2BARND00R	127
CLZZ180G2	77
CLZW6004B	145
CLZW600-D	71
CLZW600SMLS20 / CLZW600SMLS40 / CLZW600SMLS100	145
CLZW600SMLS6010	145
CLZZ120G2	95
CLZZ120G2BARND00R	147





# PRODUCT CATALOG PRO

**YOUR COMEO® DEALER:**



**cameolight.com**



facebook.com/cameo.lighting  
youtube.com/cameolightandsound  
blog.adamhall.com

**EDITION 2019**

The information contained in this publication, including numerical data, has been prepared as a general guide to the products, but intending buyers and users must satisfy themselves as to the suitability and the safety of the products for their particular purposes and duties. No responsibility is assumed for any errors herein. The company reserves the right to alter the designs and material specifications of products shown in this publication without notice.

Cameo® is a registered brand of



**SOUND**  
TECHNOLOGY

**LIGHT**  
TECHNOLOGY

**STAGE**  
EQUIPMENT

**HARDWARE**  
FOR FLIGHTCASES

share the experience at  
**adamhall.com**